




PARKS & RECREATION 2023

SUMMIT SUPPLY

PARKS AND RECREATION

2023

970.247.8858



SUMMIT SUPPLY

A LITTLE ABOUT US



We are a third-generation, family-owned company, established in 1979. We are proud to be the best in the world at customer service and problem solving! Our team at Summit Supply is always willing to learn a new product. Having a strong work ethic, taking initiative, and understanding the value of our good reputation is why we succeed at being the best. Our team is reliable and you will find that whenever you need a question answered, we will be here for you, helping you succeed!

TERMS AND CONDITIONS OF SALE

DUE TO VOLATILE PRICES IN THE SUPPLY CHAIN OF OUR PRODUCTS, PRICES ARE SUBJECT TO CHANGE WITHOUT NOTICE.

- To Order:** Orders can be placed by phone, email or fax. All prices are FOB Durango, Colorado or manufacturer unless otherwise indicated. Current prices apply at time of shipment unless otherwise quoted. Catalog prices are subject to change without notice.
- Terms:** Net 30 days from date of invoice to park and recreation departments, schools and other government agencies. For private organizations we accept prepayment by all major credit cards or check. A 2% per month finance charge will be imposed on all invoices 30 days past the original due date.
- Freight:** We ship freight prepaid and add the shipping charges to your invoice unless otherwise agreed. We ship the most convenient and cost-effective way for our customers. All weights listed in catalog are approximate.

Please note that credit card orders will be charged at the time of order placement.

Product Returns

To return products, you must obtain advanced authorization from Summit Supply.

We cannot accept returned merchandise without advanced authorization. A 25% re-stocking fee and return shipping costs are the responsibility of the customer. Summit Supply will not accept returns for products more than one month past their invoice date. Contractual liability and Contingent liability is specifically excluded on all sales by Summit Supply Corp. of CO.

Important Message:

RECEIPT OF SHIPMENT IS CUSTOMER RESPONSIBILITY!

Before signing for your order, check to see that you are receiving the same number of cartons, bundles, welded frames, etc. indicated on the bill of lading. The truck driver must provide this when he makes the delivery. Note any shortages or visible damage on your bill of lading and have the truck driver note these also.

Please inspect your shipment carefully. Damage which is found after you unpack your shipment (concealed damage) must be reported to Summit Supply immediately so that we can assist you in recovering damages and replacements. Most freight companies allow 10 days from receipt to report concealed damage.

If you discover damage of any kind, do not destroy the original shipping cartons.

Otherwise we can assume no responsibility.

WHAT IS INSIDE...

PLAYGROUND EQUIPMENT

Adult Fitness	27
Climbing Structures	14-15
Merry Go Round	16-17
Outdoor Music	13
Playground Parts & Accessories	6-7
Play Structures	20-26
Spring Riders	12
See Saw & Teeter Totter	16

SWINGS

Complete Swing Sets	8-9
Swing and Tire Swing Parts	6-7
Swing Seats	4-5

PLUG & PLAY WATER PLAY

19

Wheelchair/ADA Accessible Ramp &

Playground Timbers	10
Rubber Mulch	10

FIELD SPORTS

Baseball	
Bases	30
Field Drag Mats	31
Baseball Backstops	31
Bleachers	44-45

Football

Goalposts	32
-----------	----

Lacrosse & Field Hockey

34

Soccer Equipment

33

COURT SPORTS

Basketball Equipment	36-39
Pickelball	28
Tennis Equipment	29
Volleyball Equipment	35

SITE AMENITIES

Benches	64-71
Children's Benches	70-71
Solar Benches	79
Frame Only	40-41
Bike Racks	50
Concrete Site Furnishings	74-78
Drinking Fountains	54-55
Dogipot Pet Stations & Dog Park	52-53
Flags and Flagpoles	52-53
Grills & Hot Coal Bins	49
Message Centers	48
Parking Stops & Easy Reachers	58-59
Recycled Plastic Furnishings	46-47
Shade	46-47
Umbrellas	79
Toilet Paper Dispensers & Changing Stations	48
Tables	58-70
Frame Only	42-43
Trash Receptacles	72-73

SUMMIT SUPPLY WATER AND IRRIGATION SYSTEMS

Sprinkler Stands	80-81
Hose Reel Carts	82-87
AT1200	83
M2-400	84
Magnum-1000	85
Aqua Mate	86-87
Irripod's	89
Sprinkler Heads	88
Sprinkler Parts	89-90

SWING SEATS

TOT HALF BUCKET SEAT WITH STEEL INSERT

This seat is for children 2 and 3 years only.

- An exceptional tot seat with tab and ring for adding an A-110 Safety Chain (sold separately.)
- Dimension: 12" in diameter, 8.5" in depth and the back holes are 5 3/16" in length
- It is made of 5/16" thick EPDM rubber with a one piece insert to resist vandalism and welded triangular hardware.

S-150 \$83



ROTATIONAL MOLDED FLAT SWING SEAT

Made of polypropylene with new improved hanger. Made wider and sturdier to hold both small and large children. Dimensions: 20" long by 8" at the narrowest section, to 9" at the widest section of the seat, and 2" high. Meets ASTM standards. Bright colors that will not fade.

S-127 \$97


REPLACEMENT HANGER

for the S127
SH-127 \$8



REPLACEMENT HANGER

with bolts and nuts for
molded infant seat.
SH-175 \$128



ROTATIONAL MOLDED INFANT SEAT

Available in bright colors that will not fade

- Made of polyethylene
- Dimensions: 12" across, 11" front to back, leg holes are 6.5" in diameter and the seat is 8" deep with the back at 14"

S-175 \$235

REPLACEMENT HANGER

for the S125
SH-125 \$17



SAFETY CHAIN

- Galvanized safety chain comes with a plastic hose cover
- Snap hook and two s-hooks for fastening
- 12" long

A-110 \$7



ENCLOSED INFANT SEAT WITH STEEL INSERT

- Enclosed infant seat prevents small children from falling out.
- Vandal proof
- Constructed of 70 duro epdm rubber with .020 steel insert and heavy duty rust resistant hardware.
- Dimensions: 36" circumference; 11" diameter; 12" deep; leg opening 5"

S-100 \$139

SOFT EDGE FLAT SEAT

This European style seat is rubber injection molded form T.P.R. over cast rib reinforced aluminum core, ensuring maximum strength and durability. "A" frame one piece brackets are attached with nylon and zinc plated flat washers. The dimensions of the seat are 17 7/16" x 9" x 1 5/16". Space between hangers is

13.75
S-125 \$118



Kevlar Insert Strap Seat

This patent pending new generation swing is unique to anything now being sold in the playground industry. The dimensions of the seat are 24" x 6" x 5/16" or 28 1/4" hanger to hanger. The hangers are stainless steel. It is made of EPDM rubber and Kevlar. It has a Kevlar insert instead of a steel insert. It is cut resistant and stronger and lighter than steel. You need to use a H172 shackle to connect the swing to the chain. We have tested this swing to 10,000 pounds tensile strength. Traditional swing seats are built with a metal insert inside the rubber. This is problematic in the event of vandalism or the rubber wearing due to high use, and the metal insert being exposed. In the event that the kevlar insert in this swing seat is exposed, it is not able to harm children who use the seat. The swing also has stainless steel hangers. If you have a high use, high vandalism area, we would recommend this swing seat. Since it will last so long, it will save you costs overall in labor and replacement swings. Since we believe this swing is so much better than any other in the marketplace, we are offering a five year unconditional guarantee for this swing

S135 \$176



THE ALL INCLUSIVE COMMERCIAL GRADE SAUCER

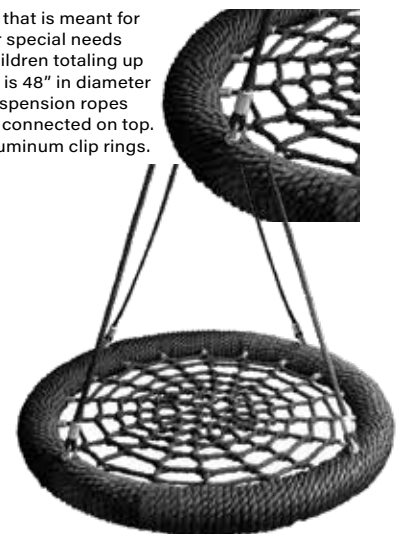
The Commercial Net Saucer Swing is a swing that is meant for everyone. It is wonderful for parks, schools, or special needs applications. This swing supports multiple children totaling up to 1300 pounds, either lying down or sitting. It is 48" in diameter with two pivot attachments, complete with suspension ropes 5'11" long including 19.5" stainless steel chain connected on top. The swing has stainless steel shackles and aluminum clip rings. The swing is vandal resistant for public use.

NEST \$1,221



Elite Series 5-inch Single Post
Nest Swing 7 foot

PSWNT002WS
\$2,033



SWING SEATS AND PARTS



TIRE SWING

- 30" diameter with 16" opening
- Made of MDPE polypropylene
- This tire has built in eye bolts for maximum safety.
- Meets ASTM standards by only weighing 19 lbs.
- Requires 3 shackles for attaching chains.

A-145 \$94



Add A Bay - Frame with Hanger & 1 Tire Swing Seat Package
PSWTADWS
\$1,531



Swings carry precious cargo and require annual maintenance. Check chains, hangers, seats, and connections regularly. We offer all your connecting fittings at just a call or click away.



BUMPER SEAT WITH STEEL INSERT

- This seat is for children 4-12 years only
- Featuring an extra piece of fluted rubber at the front and back gives it a cushion bumper for added safety.
- Dimensions: 24" x 6" x 11/16" or 30 1/4" hanger to hanger.
- Made with 70 Duro epdm
- Welded triangular hardware and an insert to resist vandalism.

S-115 \$53



COMMERCIAL BELT SEAT WITH STEEL INSERT

- This seat is for children 4-12 years old
- Galvanized triangular hardware makes this one of our sturdiest swing seats.
- Made of 70 Duro epdm
- With a .020 steel insert to prevent vandalism.
- Dimensions 24" x 6" x 5/16" thick or 30 1/4" hanger to hanger.

S-130 \$40



COMMERCIAL EYE END WITH STEEL INSERT

This seat is for children 4-12 years only

- Durable swing seat is 26" x 6" x 3/8" thick
- With a .025 steel insert and stainless steel grommets.
- Made of 70 Duro epdm
- Grommet has a 1/2" hole that requires a large end S-hook or H-shackle to be used for connecting hardware.

S-110 \$ 52



SWING PARTS AND ACCESSORIES

DUCTILE IRON PIPE SWING HANGERS

Made of strong ductile iron and galvanized to prevent rust, these swing hangers feature an "oil-lite" bronze bearing and axle bolt, which threads into the frame with a nut for double protection and extra safety.

PIPE SWING HANGERS

Galvanized ductile iron
for 2 3/8" O.D. pipe
SH114 \$27



CLEVIS - SPECIAL HEAD

Galvanized and used instead of S-hook for a more secure tamper-resistant connection.
H170 \$6



PIPE SWING HANGERS

Galvanized ductile iron
for 3 1/2" O.D. pipe
SH124 \$39



REPLACEMENT PENDULUM FOR DUCTILE SWING HANGERS 3/4"

This is a replacement pendulum 3/4" wide with a .51 ID oil light bearing and axle bolt with lock tight nut and accepts a 12mm bolt. Uses 12mm bolt and nut. Nut & bolt not included. This product should last 2 years in harsh conditions and up to 5 years in optimal conditions. Some conditions may require replacement sooner. Tensile strength 12800 lbs. Sold as each.
SH160 \$11



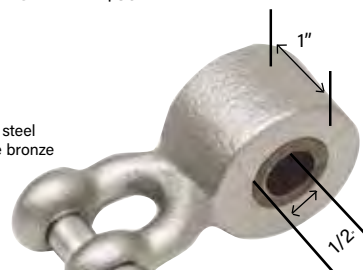
REPLACEMENT PENDULUM FOR DUCTILE & STEEL SWING HANGERS

This is a replacement pendulum 1" wide with it has a .51 ID oil light bearing and axle bolt with lock tight nut. Uses 12mm bolt and nut. Nut & bolt not included. This product should last 2 years in harsh conditions and up to 5 years in optimal conditions. Some conditions may require replacement sooner. Tensile strength 11800 lbs. Sold as individual pendulums. SH165 \$12



REPLACEMENT SHACKLE

Includes bushing and fits ductile and steel hangers. 1" wide with 1/2" bore inside bronze bearing.
SH167 \$12



SH127
for 3 1/2" pipe
\$36

STAMPED GALVANIZED STEEL PIPE SWING HANGERS

These swing hangers feature an "Oil-Lite" Bronze Bearing and axle bolts with lock tight nuts.

SH117	2 3/8" O.D.	\$23
SH127	3 1/2" O.D.	\$36
SH128	4 1/2" O.D.	\$37
SH129	5" O.D.	\$42



This allen wrench has a special hole to accept the pin in the shackle bolt head.
H175 \$5



SH117
for 2 3/8" pipe
\$23



Bright Zinc Finish
"S" Hook 3" x 3/8"
H-155 \$2



Bright Zinc Finish
Large End "S" Hook
4" x 3/8"
H-150 \$3

S-HOOK TOOL HEAD ONLY


This will replace only the head of our S-hook tool. Use to cut chain and to open and close S-hooks.
T105 \$225



S-HOOK TOOL

Will close and open S-hooks and features a chain cutter for cutting chain up to 5/16".
T100 \$284

3 1/2" centers



WOOD BEAM SWING HANGER

- Galvanized ductile iron
- Steel pivot bolt suspends bronze bushing

SH105 \$20

PLASTIC CHAIN COVER

Clear .125" thick PVC fits over 3/16" chain. Cover is 7/8" I.D.

582-906 20' FEET \$59



PLAYGROUND CHAIN

Our 3/16" trivalent chain is zinc plate chain with trivalent coating that has an improved resistance to salt spray. This chain meets all ASTM requirements. The coating has a consistent bright finish. This chain would be good in coastal areas. The chain is 4/0 Aught and grade 30. The links are 1" long and the opening is 1/2" wide.
C-120 \$3 PER FOOT OR
BY THE PAIL OF 250' \$738



RUBBER WEAR MATS FOR SWINGS AND SLIDES

Size: 3"x5"x2" and Size: 40"X 40" X 1.5" thick with beveled anti stumble edges on all four sides available in Black.

APS-SWING/SLIDE MAT 40X40X1	\$140	10+\$133
APS-SWING/SLIDE MAT 3X5X2	\$214	10+\$206



SWING PARTS AND ACCESSORIES

TIRE EYE BOLT

Use on real tires to connect chains. Each 3 piece set has an 1 1/4" eye bolt 5/8" in diameter, a 2 1/2" bottom washer and a lock tight nut.

A140 \$33 (SOLD IN SETS OF 3)



NON WRAP SWING HANGERS

Our non wrap swing hangers have been redesigned. They now have a smoother top to better meet protrusion regulations. The non wrapping hangers help prevent swing chain from getting caught on top of the swing sets and wrapping around the pipe. This is a safety issue that helps keep the stress from the chain and the fasteners, and keep the motion on the swing hanger where it belongs. These hangers can replace regular swing hangers without dismantling a swing set. THE SWING HANGER COMES IN TWO HALVES. SOLD

INDIVIDUAL.

SH116 NON WRAP SWING HANGER 2 3/8" O.D. \$114

SH126 NON WRAP SWING HANGER 3 1/2" O.D. \$134



TIRE SWIVEL

This swivel will hold over 5000 pounds and turn 360 degrees without tangling or wrapping the chains. Universal joints are covered with a rubber boot for finger protection. Painted with rust-proof enamel in red. Two plates 5.5" x 5.5" Four 9/16" holes that are 3.5" center to center.

A130 \$253



3 PRONG TIRE SWIVEL

This tire swivel has 3 prongs to prevent chains from tangling. Our extra-heavy duty commercial tire swivel has a top plate for added strength and a rubber boot to prevent fingers from being pinched. The top plate has four holes for attaching to a wood beam. The four 7/16" holes are 3.5" center to center. The plate is overall 5.5" long and 5.5" wide. The entire swivel is 9" long.

A131 \$253



TIRE SWIVEL

This is a heavy duty tire swivel that works on your pipe framed swing set. It has a Heavy Duty universal joint with a rubber boot. 1/2" carriage bolt and nut.

A133 NON WRAP SWING HANGER 2 3/8" O.D. \$272

A134 NON WRAP SWING HANGER 3 1/2" O.D. \$292



POLISHED ALUMINUM RING

A 6" diameter round ring made from polished aluminum for a beautiful, lasting shine. Now with wider grip handle to meet ASTM standards. The inside diameter is 4 1/2" and the bottom grip is 1" in diameter. Hole for the S-hook is 1/2"

A170 \$18



POLISHED ALUMINUM TRIANGLE

Triangular trapeze rings are flat on the bottom for easier hand hold. They are made of a strong aluminum alloy and highly polished for lasting shine, now with a wider grip handle to meet ASTM standards. The inside diameter is 4 1/2" and the bottom grip is 1" in diameter. Hole for the S-hook is 1/2"

A180 \$17



PLASTISOL COATED ALUMINUM RING

Our Plastisol 6" Ring will brighten up swing sets and provide cool Non-slip hand grips for children. The inside diameter is 4 1/2" and the bottom grip is 1" diameter. The sides are 1/2" in diameter. Hole for S-hook is 1/2"

A172 \$27



TIRE BOOT REPLACEMENT

This tire boot replacement will fit all of our universal tire swivels.

A135 \$27



SHACKLE WITH BOLTS FOR TIRE SWING

H173 \$12



TRAPEZE BAR

Our Trapeze Bar is 20 inches in length and is offered in multiple colors.

A165 \$29



COATED TRIANGLES

A185 \$19



COATED CHAIN FOR 10' HIGH SWING

8 1/2 ft coated chain with 4 ft coated in bright polymer colors. This is sure to brighten up any swing set. This is 3/16" chain that is 4/0 Aught and grade 30. The links are 1" long and the opening is 1/2" wide. "Only 4 ft of the chain is coated" "For 10 ft high swing set"

C125 \$39

RED / BLUE/ YELLOW / GREEN



COATED CHAIN FOR 8' HIGH SWING

5 1/2 ft coated chain with 4 ft coated in bright polymer colors. This is sure to brighten up any swing set. This is 3/16" chain that is 4/0 Aught and grade 30. The links are 1" long and 1/2" wide. "Only 4 ft of the chain is coated" "For 8 ft high swing set"

C127 \$28

RED / BLUE/ YELLOW / GREEN

COMPLETE SWING SETS



PRIMARY SWINGS

Top Rail 2 3/8" legs 1 7/8"

8' TRIPOD:

USE ZONE

581-2208	2 seats	32' x 33'	\$1,466
581-4208	4 seats	32' x 44'	\$2,162
581-6208	6 seats	32' x 55'	\$3,023
581-8208	8 seats	32' x 66'	\$3,464

10' TRIPOD:

581-220	2 seats	40' x 33'	\$1,552
581-420	4 seats	40' x 44'	\$2,318
581-620	6 seats	40' x 55'	\$3,269
581-820	8 seats	40' x 66'	\$4,156

12' TRIPOD:

581-222	2 seats	48' x 33'	\$1,761
581-422	4 seats	48' x 44'	\$2,717
581-622	6 seats	48' x 55'	\$3,534
581-822	8 seats	48' x 66'	\$4,383

8' BIPOD:

581-218	2 seats	32' x 27'	\$1,086
581-418	4 seats	32' x 38'	\$1,845
581-618	6 seats	32' x 49'	\$2,618
581-818	8 seats	32' x 60'	\$3,451

10' TRIPOD:

581-218x	2 seats	40' x 27'	\$1,186
581-418x	4 seats	40' x 38'	\$1,872
581-618x	6 seats	40' x 49'	\$2,771
581-818x	8 seats	40' x 60'	\$3,806

MODERN SWINGS

2 3/8" legs & top rail

8' BIPOD

581-238	2 seats	40' x 31'	\$1,382
581-438	4 seats	40' x 42'	\$2,483
581-638	6 seats	40' x 53'	\$3,216
581-838	8 seats	40' x 64'	\$4,158

10' TRIPOD

581-230	2 seats	40' x 31'	\$1,867
581-430	4 seats	40' x 42'	\$2,793
581-630	6 seats	40' x 53'	\$3,861
581-830	8 seats	40' x 64'	\$4,648

HEAVY DUTY MODERN SWINGS

2 3/8" legs & 3 1/2" top rail

10' BIPOD

581-240	2 seats	40' x 31'	\$2,088
581-440	4 seats	40' x 42'	\$3,442
581-641	6 seats	40' x 53'	\$4,527
581-840	8 seats	40' x 64'	\$5,750

12' TRIPOD:

581-242	2 seats	48' x 33'	\$2,434
581-442	4 seats	48' x 44'	\$3,639
581-643	6 seats	48' x 55'	\$4,706
581-842	8 seats	48' x 66'	\$5,920



5" OD ARCH POST SWING
3 1/2" TOP RAIL, 12' W X 8' H

Model #	Seats	Use Zone	
581-702	2 seats	32' x 24'	\$3,819
581-704	4 seats	32' x 36'	\$5,868
581-706	6 seats	32' x 48'	\$7,911
581-708	8 seats	32' x 60'	\$10,156



4.5" OD SINGLE POST SWING
2 3/8" TOP RAIL, 12' W X 8' H

Model #	Seats	Use Zone	
581-502	2 seats	32' x 24'	\$1,616
581-504	4 seats	32' x 36'	\$2,885
581-506	6 seats	32' x 48'	\$4,156
581-508	8 seats	32' x 60'	\$5,087

SWING FRAMES

TIRE AND BENCH SWINGS



HEAVY DUTY "T" SWING
3 1/2" OD TOP RAIL & LEGS, 7'6" H

Model #	Seats	Use Zone	
581-352	2 seats	30' x 24'	\$1,667
581-353	3 seats	30' x 29'	\$1,936



BENCH SWINGS

Sway with a loved one on one of our Bench Swings featuring contoured backs & 2 3/8" in-ground mount frames. These units come with everything you need to assemble, and are perfect for residential or commercial use.

4' Bench With Contoured Back,
 Ribbed Steel
 B4WBCLASSSWING \$2,014

6' Bench With Contoured Back,
 Ribbed Steel
 B6WBCLASSSWING \$2,306

4' Bench With Contoured Back,
 3/4" #9 Expanded Metal
 B4WBMODSWING \$1,213

6' Bench With Contoured Back,
 3/4" #9 Expanded Metal
 B6WBMODSWING \$1,386



HEAVY DUTY TIRE SWING
TOP RAIL 3 1/2", LEGS 2 3/8", 7' TALL
TRIPOD 28' X 36' 581-367 \$2,829



TO AND FRO GLIDER
TFR0693XX \$3,088

The glider is available with one (single) or two (double) seats. Our "double with shade" option features steel posts.



Our commercial-grade playground swing frame with shade is constructed from high-quality steel and finished with powder coating in the color of your choice. These frames feature an 8-foot height, 6 5/8 in. post diameter, and the number of swing bays of your choice. IPEMA Certified and ASTM F1487-17 Compliant.

Single Post Swing Frame with Shade
RSW5816G CALL


PLAYGROUND BORDERS AND RAMPS



Summit Supply offers the highest quality playground border in the industry.

EXCLUSIVE SURFACING GUIDE

This guide serves as a ruler on your border to easily review your loose fill surfacing depths on your playground and ensure adequate safety surfacing is always maintained.



HALF RAMP SYSTEM & FULL RAMP SYSTEM

Designed to mount independent of the playground borders:

- APS full and half ramps provide an ADA/Wheelchair accessible entrance to the playground while offering a clear point of entry and exit to the playground.

Each ADA ramp system includes:

- (2) each 4" and 6" filler ends necessary spikes for installation.
- Our APS-ADAFullRamp includes 2 halves while our APS-ADAHalfRamp includes 1 half to provide access into the play area.

APS-BORDER8 (4'-4" LONG 4" WIDE 8" HIGH PLAYGROUND BORDER WITH SPIKE)	\$30
APS-BORDER12 (4'-4" LONG 4" WIDE 12" HIGH PLAYGROUND BORDER WITH SPIKE)	\$37
APS-ADAHALFRAMP (ADA HALF RAMP SYSTEM FOR USE WITH 8" OR 12" BORDERS)	\$567
APS-ADAFULLRAMP (ADA FULL RAMP SYSTEM FOR USE WITH 8" OR 12" BORDERS)	\$933

Rubber Playground Mulch

Rubber playground mulch is one of the safest and most durable loose fill playground surface options available. This product is great for more long-term use than other organic products, and it provides excellent fall protection to help keep your playground safe. This rubber safety surfacing comes in loose flakes or "nuggets" and provides much of the safety of natural mulch with fewer drawbacks. Place this mulch where children may be liable to fall, like around a slide or set of monkey bars. This rubber play surface can help to ensure that any falls do not result in serious injuries.

Schools that choose this as their rubber play surface will be doing something for the environment; this product is made of 100% recycled rubber scrap tires. The rubber surfacing is non-toxic, odor-free, and non-staining. It's weather-resistant. This product does not decompose or easily blow away with weathering. Also, the tire material is water-resistant, so there's excellent drainage. Rubber playground mulch does not breed or attract insects or molds like wood fiber mulch or other organic options.

It comes with different color options: natural black, cocoa brown, terracotta red, royal blue, and forest green. You can also mix colors (such as black and another color). To develop a custom order, please contact a representative.

Installation

If you intend to buy this rubber mulch, we recommend that you purchase a border containment system as well. After installing your border equipment, the mulch installation process is easy. Just pour and rake into place. Note that this product is delivered in one-ton super sacks. These large bags can be lifted by the delivery truck, but they require a forklift for unloading. If you do not have access to a forklift, you may want to purchase this item in 50 individual 40-pound bags.

Maintenance

Rubber safety surfacing typically requires far less maintenance than organic options. With the installation of a proper border system, this surface will often not require yearly replacement. The product will require occasional but not constant replenishment, depending on area and the level of play. Save on your maintenance fees with this durable and reliable playground surface.

We have many different playground surfacing options for sale. To find which one is right for your community's commercial or public play space, feel free to call us at 1-970-247-8858 or email us at info@summitsupplycolo.com. Request a quote today!




While we try to provide the best possible customer service, we cannot accept returns on mulch products. Attention: we are not able to process returns of any rubber mulch surfacing products. **ALL MULCH SALES ARE FINAL.**

Rubber Mulch Nuggets (2,000 pound bag)

\$8 is your cost per each 24 lb bag of Rubber Mulch if you order 1 - 40 bags

\$7 is your cost per each 24 lb bag of Rubber Mulch if you order 41 - 84 bags

\$6 is your cost per each 24 lb bag of Rubber Mulch if you order 85 bags or more



Borders are excellent for raised bed school and community gardens.



GAGA BALL WITH SUMMIT SUPPLY BORDERS

PLAYGROUND GAMES

Gaga is a fast paced, high energy sport played in an octagonal pit. The more players the better! Dubbed a kinder version of dodge ball, the game is played with a soft foam ball, and combines the skills of dodging and trying to hit opponents with a ball below the knees. Players need to keep moving to avoid getting hit by the ball. Fun and easy, everyone gets a serious workout.

PIT ONLY

GAGA PIT 15'	\$1,692
GAGA PIT 20'	\$2,273
GAGA PIT 26'	\$2,795



TRIPLE TOSS

Encourage rule learning with the Triple Toss. This great and simple game is the perfect addition to any commercial playground (it's economical too!) Comes with both the Triple Toss and the post.

APSTRIPLESHOOT \$736



TRIPLE TOSS

SANDBOX

SUMMIT SUPPLY offers complete sandbox packages in 3 sizes. You can include a custom cover and are constructed using our 8" high playground borders. Easy to install and maintenance free; simply fill with sand and watch the delight in your child's face. APS Sandbox packages are available in the following sizes: 4'x8', 8'x8', and 12'x12'

APS-SANDBOX # X #'	APS-SANDBOXCOVER	APS-Sandbox (with cover)*
4' x 8	\$442	4x8 / 8x8 / 12x12
8' x 8'	\$552	*4x8 shown
12' x 12'	\$1,104	\$920



SAND DIGGER
361-509
\$819



ADA SAND DIGGER
361-509H
\$847



TETHER BALL

TETHER BALL

Official 5 ply rubber covered ball
• nylon wound butyl bladder
• recessed metal reinforced hanger with white nylon cord
572-100 \$63

TETHER BALL POST

Two piece post
571-110-2 \$200

LILY PAD WALK

NUMBER	ITEM NUMBER	
1 PAD	TFR14881XX	\$393
3 PADS	90021200XX	\$930
5 PADS	90021100XX	\$1,536
REPLACEMENT STEPPING STONE		
14" diameter. Post not included		
Available in red, yellow, blue, green, and tan.		
RMP-0122XX		



RUBBER MUSHROOMS

Diameter: 18" Includes:
Ground Anchors

HEIGHT	PART NO.	
11.5"	MS-02	\$646
15.5"	MS-03	\$684
19.5"	MS-04	\$738
23.5"	MS-05	\$791

SPRING RIDERS



FILBERT FROG
PFB004
\$467

BUMBLING BETSY
PFB005
\$626

HARRY HOPPER
PFB006
\$590



AFTER WHILE CROCODILE
PFB007
\$907

BENNY
BULLDOZER
PFB001
\$467



CHARLIE
CHOMPER
PFB008
\$964



TOMMY
TRUCK
PFB003
\$467



POLY
PONY
PFB002
\$467



MOTORCYCLE RIDER
TFS0025XX \$2,265
ALSO AVAILABLE IN 2 SEATS
TFS0023XX \$2,943

JET 2 SEATER
90018316XX
\$2,889



ALLIGATOR
TFR0510XX
\$2,265



HORSE
TFS0026XX
\$2,265



2-SEAT FIRE TRUCK RIDER
TFS0023XX \$2,943
1- SEAT 90018307XX \$2,052



MOON BUGGY 2-
SEAT RIDER
TFS0031XX \$3,531
1- SEATER \$2,285



FROG
SA-06
\$998



WHALE
SA-04
\$998



361 SPRING RIDER SERIES
SPRING
Replacement Coil spring
assembly for spring riders.
363-950 \$389



MOTORCYCLE
• Enclosed rubber spring that prevents pinching and provides a smooth ride.
• 25" from ground to seat.
SP250M \$606



AIRPLANE
• Enclosed rubber spring that prevents pinching and provides a smooth ride.
• 22" from ground to seat.
SP250A \$606



MULTI RIDER
FIRE ENGINE
902-812F \$6,517



MULTI RIDER
SCHOOL BUS
902-812B \$6,552

*Roto Molded Spring Rider with Colors:
Blue, Green, Red, and Yellow*



*Provide children with an
imagination booster with this
playground rocker. Promotes
creativity and dramatic play.
These riders work to improve
core muscles and brain
development.*



LADY BUG DRUM
77149 \$5,491

OUTDOOR MUSIC



TENOR TREE
TREE-PM-SRP
\$6,549



FLOWER
FWR-#-IG-SRP \$1,478
EACH SOLD SEPARATELY



BUTTERFLY
BFLY-#-IG-SRP \$1,411
EACH SOLD SEPARATELY




GLOCKENSPIEL
77131-IG
\$1,152



MELODY
MELD-IG-REC-SRP
\$2,410



IMBARIMBA
IMBA-IG-REC-SRP
\$6,168



TUNED DRUMS
TD-IG-N-SRP
\$4,299



DUET
DUET-IG-REC-SRP
\$5,025



PAGODA BELLS
PBEL-IG-REC-SRP
\$4,995



MANTA RAY
MRAY-IG-SRP
\$6,313



RHYTHM
RHYT-IG-REC-SRP
\$2,410



PEGASUS
PEG-IG-REC-SRP
\$6,230



MERRY
MERY-IG-REC-SRP
\$3,527

SERENADE STEEL SURFACE SRND-SM-STL-SRP \$6,899
SERANADE INGROUND SRND-IG-REC-SRP \$6,076
SONG SHEETS SRND-SHEET-PKG-1-SRP \$206



LILY PAD CYMBALS
LPAD-G-IG-REC-SRP
\$3,795



CONTRABASS CHIMES
CCH-IG-SRP
\$7,600



SWIRL
SWRL-IG-REC-SRP
\$7,595



GRIFFIN
GRIF-IG-REC-SRP
\$4,299

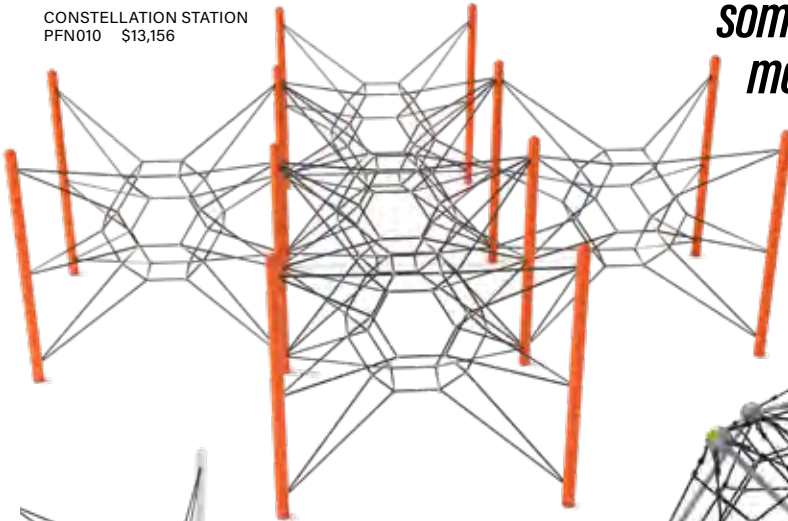


PIPER
PIPR-IG-REC-SRP
\$3,527

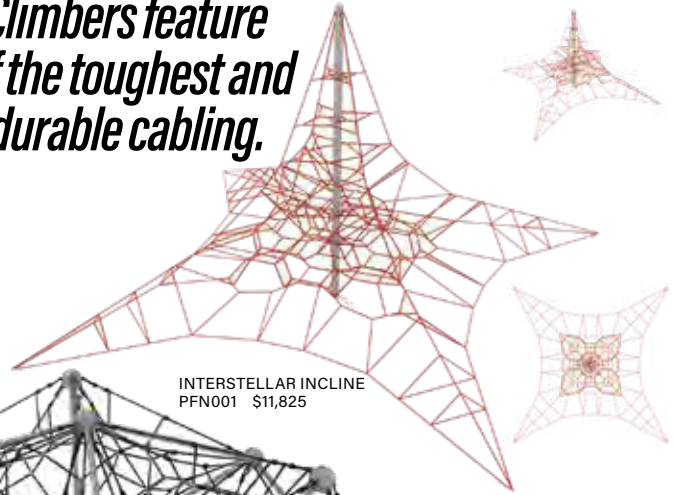
ROPE CLIMBERS

Rope Climbers feature some of the toughest and most durable cabling.

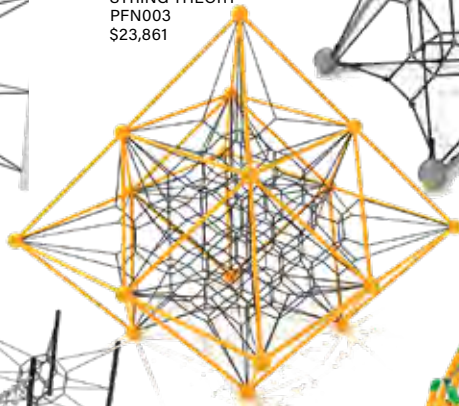
CONSTELLATION STATION
PFN010 \$13,156



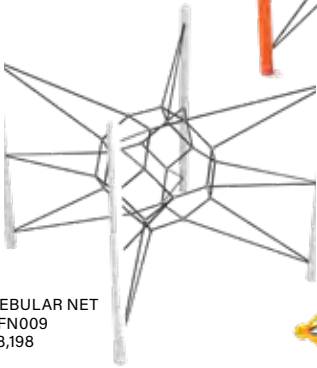
INTERSTELLAR INCLINE
PFN001 \$11,825




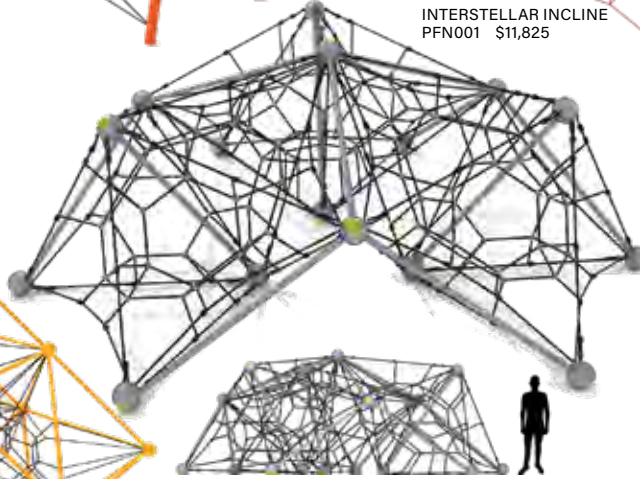
STRING THEORY
PFN003
\$23,861



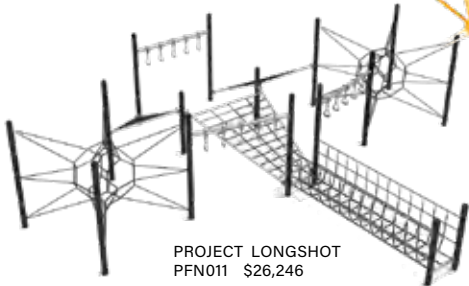
NEBULAR NET
PFN009
\$8,198



GALACTIC QUEST
PFN006 \$19,563



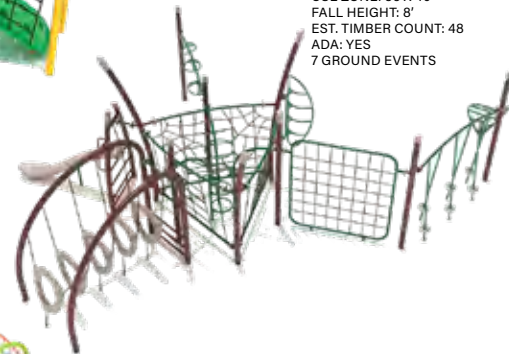
PROJECT LONGSHOT
PFN011 \$26,246




PGP030 \$17,298
AGE GROUP: 5-12 YEARS
CAPACITY: 26-31
USE ZONE: 56' X 40'
FALL HEIGHT: 8'
EST. TIMBER COUNT: 48
ADA: YES
7 GROUND EVENTS



PGP033 \$12,828
SAFETY ZONE: 40' X 30'
AGES 2-12 YEARS
CAPACITY: 26-30
FALL HEIGHT: 7'
7 GROUND EVENTS



Climbing provides opportunities for children to develop physical, social, and cognitive skills



C BRIDGE 2
USE ZONE: 27' X 21'
HEIGHT: 8'
87000038XX
\$6,216



TRI-PENT
USE ZONE: 21' X 21'
HEIGHT: 4'
87000023XX \$2,502



PGP005 \$25,150
AGE GROUP: 5-12 YEARS
CAPACITY: 26-31
USE ZONE: 33' X 48'
FALL HEIGHT: 5'
EST. TIMBER COUNT: 51
ADA: YES



8-SECTION BUBBLE WALL CIRCLE
 Use Zone: 26' x 26'
 Ages: 5-12
 EFR0071XX
 \$11,029

4-SECTION BUBBLE WALL
 Use Zone: 14' x 30'
 Ages: 5-12
 EFR0069XX
 \$5,619

**COMPOSITE SAND
 ROCK HOLDS**
 Sold in a set of 10. Blue
 or Green. RHHB
 \$60



POLYETHYLENE ROCK HOLDS
 Dimensions: 5.5" x 4"
 Available in Blue or Green
 Sold in Set of 4 CRH
 \$36



CLIMBING



LATERAL ROCK WALL
 USE ZONE: 21' X 13'
 RECF0043XX
 \$7,759

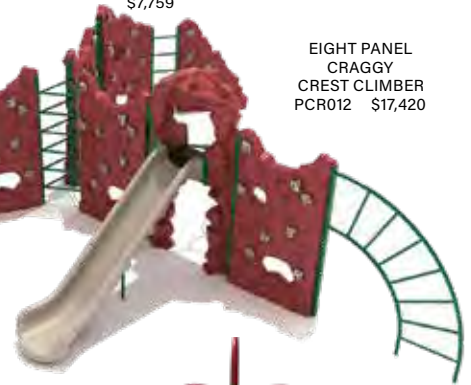
**EIGHT PANEL
 CRAGGY
 CREST CLIMBER**
 PCR012 \$17,420

Craggy Rock Climbers

Combine climber components with ropes, chains, and rock walls. Then add-on features like slides, steps or ladders to create an ultimate climber.
AVAILABLE IN 1-8 PANEL VARIATIONS

**THREE PANEL ROPE
 CHALLENGER**
 PCH004 \$5,470

**FOUR PANEL CRAGGY
 FLATS CLIMBER**
 PCR005 \$7,198



FIRE STATION STEEL CLIMBER
 TFR05580XX
 \$4,736



FIVE-WAY SNAKE CLIMBING DOME
 PFS071 \$2,600

FLOATING TUNNEL BRIDGE
 PFS045 \$9,259

POD CLIMBER DOME STATION DELTA
 PFS073 \$8,594



CAMEL BACK KIDS CLIMBER
 90007112XX \$3,601



**3 PANEL ROCK
 CLIMBER**
 PTC024
 \$5,724



**6 PANEL ROCK
 CLIMBER**
 PFS075
 \$6,227




CHAIN WALL
 PGS021
 \$1,793

TEETER TOTTERS, SEE SAWS & ROCKERS



SURF RIDER
90018002XX
\$1,776



WHIRL & TWIRL
TFR0615XX
\$923



TEA CUP SPINNER
TFR17548XX
\$3,003



EGG WHIRLER
PFS063
\$2,182

FREE PLAY SIT AND SPIN
PFS019
\$645



CLASSIC TEETER
90017009XX
\$2,279



Spin About

Baseball: TFR16588XX
Original: TFR08714XX
Soccer: TFR16594XX
Volleyball: TFR16590XX
Football: TFR16596XX

\$2,247
\$2,002
\$2,247
\$2,247
\$2,247



FLIP FLOPPER
PFS061
\$2,612



ROCKWELL TETTERDUO
PFB009
\$721

SEE-SAWS

801-212MH	2 seats	\$844
801-212H	4 seats	\$1,475
801-312H	6 seats	\$2,136
801-412H	8 seats	\$2,805
801-612H	12 seats	\$4,104



*Plastic seats available for
See-Saw in red, blue, green,
tan or yellow*



6' MERRY GO ROUND
• Capacity: 8 children
• Ages 5-12
• Use Zone: 18' dia.
301-142 \$3,605

8' MERRY GO ROUND
• Capacity: 10-12 children
• Use Zone: 20' dia.
301-143 \$4,463

10' MERRY GO ROUND
• Capacity: 14-16 children
• Ages 5-12
• Use Zone: 22' dia.
301-146 \$9,941

TEETER SPRING RIDER

- Ground space: 2' x 6' / Use Zone: 14' x 18'
- Available in surface mount or inground mount.

361-505 \$1,299

FOUR SEAT TEETER TOTTER

- Actual Size: 8' x 8' / Use Zone: 14' x 20'

SPR-00014
\$2,207



RETRO ROCKER
90018204XX
\$1,957



MERRY GO ROUNDS



KING'S CAROUSEL
PFS060
\$3,481



RADICAL ROTATOR
PFS059
\$2,901




GALZXY DISC
PFS058
\$3,304



WHEELCHAIR ACCESSABLE MERRY GO ROUND
PFS064
\$11,438



8 FT ACCESSABLE MERRY GO ROUND
FLUSH MOUNT
PFS065
\$15,280



FREE STANDING MERRY-GO-ROUND NET CLIMBER
PFS048
\$8,674



ORBITAL SPRING
PFS057
\$3,379



MERRY GO CYCLE
PFS022
\$1,894

SLIDES AND LADDERS



12 FOOT SPIRAL TUBE SLIDE
PSL034
\$20,252

We have slides with curves and bumps. Slides for multiple riders or just one. We even have slides with shade and swirls. Tube, Super or Straight — you know Summit Supply has it all. We carry every slide configuration. Click or call — we look forward to assisting you.



3 FOOT SINGLE STRAIGHT EMBANKMENT SLIDE
PEL001
\$2,010



4 FOOT SINGLE STRAIGHT EMBANKMENT SLIDE
PEL002
\$2,189



5 FT STRAIGHT EMBANKMENT ROLLER SLIDE
PEL007 \$17,655

SINGLE STRAIGHT EMBANKMENT SLIDE
PEL006 6' PEL005 5'
\$2,756 \$2,575



6' SPIRAL SLIDE
• Ages 5-12 years
• Ground space 6' x 12'
• Use Zone: 18' x 24'
902-294 \$9,629



6' BUMP WAVE SLIDE
• Ground space: 3' x 17'
• Use Zone: 15' x 29'
• Ages 5-12 years
902-292 \$4,015



8 FOOT TRIPLE SECTIONAL SPLIT SLIDE PSL031
\$14,747



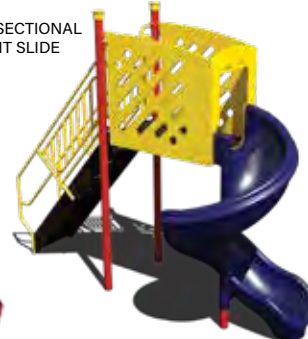
7 FOOT SECTIONAL STRAIGHT SLIDE
PSL010
\$5,802



3 FOOT SINGLE WAVE SLIDE
PSL018
\$3,094



8 FOOT SECTIONAL STRAIGHT SLIDE
PSL011
\$6,483



6' TUNNEL SLIDE
902-296 \$8,570



OPEN SPIRAL SLIDE

Use Zone: 18' x 25'
Height: 6'
Ages: 5-12
AFR0268XX \$13,968

DOUBLE STRAIGHT SLIDE

Ages: 2-5, 5-12 (Depending on the Deck Height Chosen)
Deck Height
3" 2-5 yrs AFR0236XX \$10,479
4" 2-5 yrs AFR0237XX \$10,972
5" 5-12 yrs AFR0238XX \$12,994
6" 5-12 yrs AFR0239XX \$14,457



DOUBLE CURVE SLIDE

Use Zone: 19' x 29' Height: 5'
Ages: 5-12
AFR0235XX \$12,956



8 FOOT SINGLE STRAIGHT TUBE SLIDE COMPONENT - SLIDE AND SUPPORTS
PTS008
\$7,491



7 FOOT SINGLE STRAIGHT TUBE SLIDE COMPONENT - SLIDE AND SUPPORTS
PTS007
\$6,660

7' SLIDE

\$8,933

ages: 5-12 years

902-311 Ind. Sec left turn
902-312 Ind. Sec left veer
902-313 Ind. Sec right turn
902-314 Ind. Sec right veer
902-315 Ind. Sec straight
902-316 Ind. Sec left snake
902-317 Ind. Sec right snake

8' SLIDE

\$10,096

ages: 5-12 years

902-310 Ind. Sec straight
902-318 Ind. Sec left turn
902-319 Ind. Sec left veer
902-320 Ind. Sec right turn
902-321 Ind. Sec right veer
902-322 Ind. Sec left snake
902-328 Ind. Sec right snake

Use Zone

23' x 27'
24' x 34'
23' x 27'
24' x 34'
16' x 33'
17' x 33'
17' x 33'

Use Zone

16' x 36'
26' x 28'
26' x 37'
26' x 28'
26' x 37'
18' x 37'
18' x 37'



PLUG & PLAY WATERTOYS



A




B

No external
water supply
required.



C



D



E



F



G

Splash pads are the hottest amenity going, and for good reasons! These water playgrounds provide much more than a place to have fun and cool down. They bring communities together, promote sensory development and integration and facilitate social interaction and learning in addition to exercise and play.

The Plug n' Play line focuses on bringing to you all the excitement and stimulating wonder of a waterpark in a safe, easy to use, convenient water feature at an economical price. All the products in the Aquatoys Plug n Play line are designed with durable tactile materials that are safe for your children. We offer you a lifetime warranty against corrosion. The composite plastics used to manufacture these toys are robust and low maintenance.

These units are excellent for retrofitting unused baby pools, or simple new installations by simply bolting direct to the pool slab.

No elaborate footings or embedded anchors are required.
No piped in water sources.
Absolutely Plug n' Play in every way!




T504C



T450



T451



T201




T613




T402



T504D



KIDSPUMPZ



T612



T311

A. WATER TRIKE
B. KIDSPUMPZ
C. WATERTOTTER
D. SQUIRTIN' Frog & Whale
E. WATERSHOOTER
F. BABY BUNGEE WITH DOME
G. AQUAWAVE

T201 \$7,693
KIDSPUMPZ \$4,578
T311 \$8,785
T612 / T613 \$3,369
T402 \$7,028
T504D/T504C \$13,355-\$14,343
T451/T450 \$17,870

PLAY STRUCTURES



- Ages: 2-12 Years
- Total Number of Events: 5
- Elevated Events: 5
- Ground Level Events: 0
- Size: 22' x 15'
- Use Zone: 34' x 27'
- 911-120B (5" POSTS) \$13,068
- 911-220B (3.5" POSTS) \$11,608



- Ages: 5-12 Years
- Total Number of Events: 11
- Elevated Events: 10
- Ground Level Events: 1
- Size: 38' x 27'
- Use Zone: 50' x 39'
- 911-132B (5" POSTS) \$25,796
- 911-232B (3.5" POSTS) \$22,988



- Ages: 5-12 Years
- Total Number of Events: 6
- Elevated Events: 5
- Ground Level Events: 1
- Size: 13' x 24'
- Use Zone: 25' x 36'
- 911-122B (5" POSTS) \$23,528
- 911-222B (3.5" POSTS) \$20,823



- Ages: 5-12 Years
- Total Number of Events: 9
- Elevated Events: 7
- Ground Level Events: 2
- Size: 11' x 25'
- Use Zone: 33' x 37'
- 911-125B (5" POSTS) \$19,675
- 911-225B (3.5" POSTS) \$16,686



- Ages: 5-12 Years
- Total Number of Events: 7
- Elevated Events: 6
- Ground Level Events: 1
- Size: 22' x 15'
- Use Zone: 49' x 34'
- 911-131B (5" POSTS) \$25,334
- 911-231B (3.5" POSTS) \$22,369

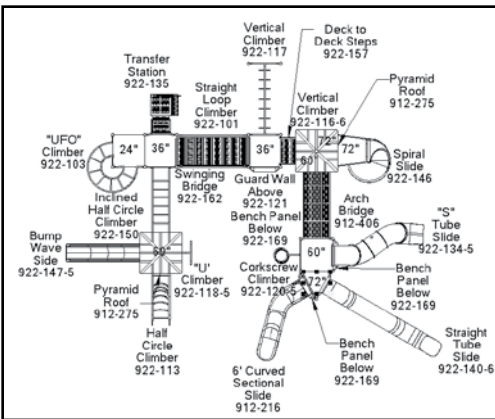


- Ages: 5-12 Years
- Total Number of Events: 5
- Elevated Events: 3
- Ground Level Events: 2
- Size: 12' x 18'
- Use Zone: 24' x 30'
- 911-138B (5" POSTS) \$12,815
- 911-238B (3.5" POSTS) \$11,220



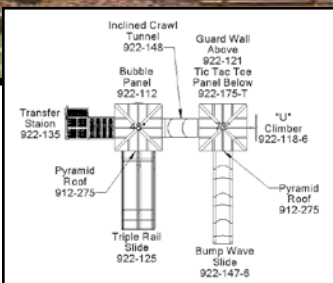
- Ages: 2-12 Years
- Total Number of Events: 10
- Elevated Events: 7
- Ground Level Events: 3
- Size: 17' x 29'
- Use Zone: 29' x 44'
- 911-144B (5" POSTS) \$25,957
- 911-244B (3.5" POSTS) \$22,888

PLAY STRUCTURES



- Ages: 5-12 Years
 - Total Number of Events: 17
 - Elevated Events: 14
 - Ground Level Events: 3
 - Size: 41' x 36'
 - Use Zone: 53' x 48'
- 911-134B (5" POSTS) \$64,946
911-234B (3.5" POSTS) \$55,903

**EVERY AGE,
ABILITY, SIZE
& BUDGET
#PLAYFORALL
WITH
SUMMIT SUPPLY**



- Ages: 5-12 Years
 - Total Number of Events: 6
 - Elevated Events: 5
 - Ground Level Events: 1
 - Size: 15' x 20'
 - Use Zone: 32' x 27'
- 911-142B (5" POSTS) \$20,753
911-242B (3.5" POSTS) \$18,316

COLORS FOR SLIDES, ROOFS,
CRAWL TUNNELS



Dark Yellow



Kentucky Green



Red



Purple



Blue



Tan

PLAY STRUCTURES



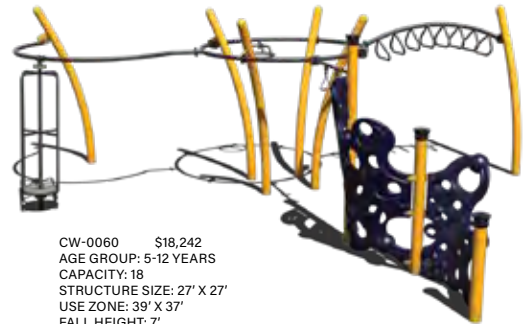
CW-0045 \$ 34,899
AGE GROUP: 5-12 YEARS
CAPACITY: 25-30
STRUCTURE SIZE: 31' X 26'
USE ZONE: 43' X 38'
FALL HEIGHT: 8'
EST. TIMBER COUNT: 41

CW-0061 \$ 24,411
AGE GROUP: 5-12 YEARS
CAPACITY: 26
STRUCTURE SIZE: 18' X 14'
USE ZONE: 30' X 26'
FALL HEIGHT: 5'
EST. TIMBER COUNT: 28
ADA: REQUIRES 1 ADDITIONAL
GROUND-LEVEL PLAY EVENT



PS3-71103 \$ 35,796
AGE GROUP: 5-12 YEARS
CAPACITY: 34
STRUCTURE SIZE: 23' X 18'
USE ZONE: 35' X 30'
FALL HEIGHT: 7'
EST. TIMBER COUNT: 28

**SUMMIT SUPPLY IS YOUR PLAY
STRUCTURE HEADQUARTERS! WE
ARE HERE TO HELP YOU DESIGN,
PLAN AND SOURCE YOUR NEXT
OUTDOOR ADVENTURE SPACE**



CW-0060 \$18,242
AGE GROUP: 5-12 YEARS
CAPACITY: 18
STRUCTURE SIZE: 27' X 27'
USE ZONE: 39' X 37'
FALL HEIGHT: 7'
EST. TIMBER COUNT: 36



CW-0077 \$17,554
AGE GROUP: 2-5 YEARS
CAPACITY: 22
STRUCTURE SIZE: 6' X 6'
USE ZONE: 28' X 18'
FALL HEIGHT: 3'
EST. TIMBER COUNT: 22

CW-0002 \$
AGE GROUP: 5-12 YEARS
CAPACITY: 36
STRUCTURE SIZE: 28' X 22'
USE ZONE: 43' X 40'
FALL HEIGHT: 8'
EST. TIMBER COUNT: 34





CW-0006 \$17,618
AGE GROUP: 5-12 YEARS
CAPACITY: 30
STRUCTURE SIZE: 21' X 18'
USE ZONE: 33' X 30'
FALL HEIGHT: 6'
EST. TIMBER COUNT: 32



CW-0064 \$32,551
AGE GROUP: 5-12 YEARS
CAPACITY: 30
STRUCTURE SIZE: 33' X 20'
USE ZONE: 45' X 32'
FALL HEIGHT: 5'
EST. TIMBER COUNT: 32



CW-0001 \$26,941
AGE GROUP: 5-12 YEARS
CAPACITY: 24
STRUCTURE SIZE: 15' X 15'
USE ZONE: 37' X 27'
FALL HEIGHT: 5'
EST. TIMBER COUNT: 27



CW-0007 \$23,337
AGE GROUP: 5-12 YEARS
CAPACITY: 26
STRUCTURE SIZE: 25' X 14'
USE ZONE: 37' X 26'
FALL HEIGHT: 8'
EST. TIMBER COUNT: 28



CW-0049 \$47,634
AGE GROUP: 5-12 YEARS
CAPACITY: 30
STRUCTURE SIZE: 21' X 18'
USE ZONE: 33' X 30'
FALL HEIGHT: 6'
EST. TIMBER COUNT: 32



PLAY STRUCTURES

QUICK-SHIP

QUICK-SHIP

QUICK-SHIP

QUICK-SHIP

PS3-32207 \$21,814
AGE GROUP: 5-12 YEARS
CAPACITY: 20
STRUCTURE SIZE: 19' X 18'
USE ZONE: 31' X 30'
FALL HEIGHT: 7'
EST. TIMBER COUNT: 31



CW-0010 \$20,595
AGE GROUP: 2-12 YEARS
CAPACITY: 22
STRUCTURE SIZE: 16' X 15'
USE ZONE: 27' X 28'
FALL HEIGHT: 3'
EST. TIMBER COUNT: 22



PS3-70645 \$30,152
AGE GROUP: 5-12 YEARS
CAPACITY: 25-30
STRUCTURE SIZE: 18' X 22'
USE ZONE: 34' X 30'
FALL HEIGHT: 7'
EST. TIMBER COUNT: 28



PS3-70693 \$28,342
AGE GROUP: 5-12 YEARS
CAPACITY: 36
STRUCTURE SIZE: 20' X 10'
USE ZONE: 22' X 32'
FALL HEIGHT: 37'
EST. TIMBER COUNT: 22



PLAY STRUCTURES



PKP281 \$29,972
AGE GROUP: 5-12 YEARS
CAPACITY: 44-58
USE ZONE: 35' X 41'
FALL HEIGHT: 8'
EST. TIMBER COUNT: 40
ADA: YES



PCT073 \$16,796
AGE GROUP: 5-12 YEARS
CAPACITY: 44-58
USE ZONE: 37' X 32'
FALL HEIGHT: 5'
EST. TIMBER COUNT: 30
ADA: YES



PKP289 \$28,785
AGE GROUP: 5-12 YEARS
CAPACITY: 52-60
USE ZONE: 42' X 31'
FALL HEIGHT: 8'
EST. TIMBER COUNT: 38
ADA: YES



PMF056 \$46,373
AGE GROUP: 5-12 YEARS
CAPACITY: 65-80
USE ZONE: 33' X 64'
FALL HEIGHT: 7'
EST. TIMBER COUNT: 50
ADA: YES



PKP014 \$12,210
AGE GROUP: 5-12 YEARS
CAPACITY: 23-27
USE ZONE: 28' X 28'
FALL HEIGHT: 6'
EST. TIMBER COUNT: 24
ADA: YES



PKP212 \$5,439
AGE GROUP: 2-12 YEARS
CAPACITY: 12-14
USE ZONE: 18' X 26'
FALL HEIGHT: 30"
EST. TIMBER COUNT: 30
ADA: YES



PKP284 \$46,344
AGE GROUP: 2-12 YEARS
CAPACITY: 70-85
USE ZONE: 33' X 50'
FALL HEIGHT: 5.5'
EST. TIMBER COUNT: 36
ADA: YES



Thinking about borders and fill? Oscar needs about 36 of our 4' borders to build a suitable safety zone. Don't forget the mulch! We have plenty of options available for you!



PKP245 \$25,827
AGE GROUP: 5-12 YEARS
CAPACITY: 60-69
USE ZONE: 33' X 45'
FALL HEIGHT: 8"
EST. TIMBER COUNT: 30
ADA: YES

PLAY STRUCTURES



PKP115 \$17,432
AGE GROUP: 5-12 YEARS
CAPACITY: 36 - 42
USE ZONE: 35' X 41'
FALL HEIGHT: 6'
EST. TIMBER COUNT: 30
ADA: YES



PKP217 \$33,649
AGE GROUP: 5-12 YEARS
CAPACITY: 81 - 94
USE ZONE: 44' X 52'
FALL HEIGHT: 7'
EST. TIMBER COUNT: 30
ADA: YES



PKP290 \$19,231
AGE GROUP: 2-12 YEARS
CAPACITY: 35 - 45
USE ZONE: 27' X 31'
FALL HEIGHT: 5.5"
EST. TIMBER COUNT: 27
ADA: YES



PMF046 \$32,004
AGE GROUP: 5-12 YEARS
CAPACITY: 32-42
USE ZONE: 38' X 43'
FALL HEIGHT: 8"
EST. TIMBER COUNT: 41
ADA: YES

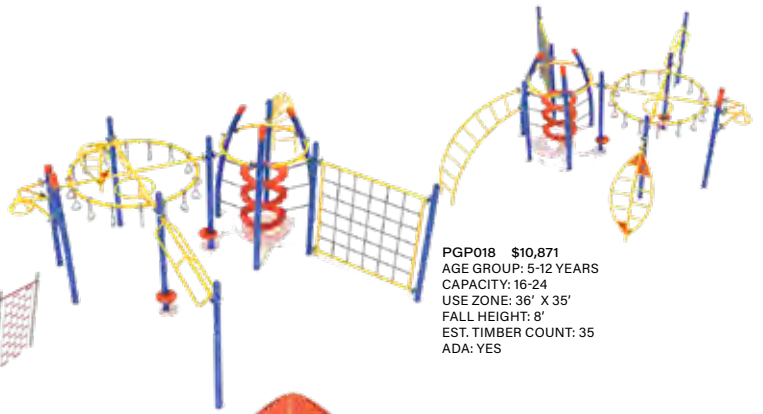


PKP301 \$13,712
AGE GROUP: 6-23 MONTHS
CAPACITY: 20 - 25
USE ZONE: 19' X 20'
FALL HEIGHT: 30"
EST. TIMBER COUNT: 20
ADA: YES

PLAY STRUCTURES



PKP269 \$16,373
AGE GROUP: 5-12 YEARS
CAPACITY: 41-48
USE ZONE: 44' X 31'
FALL HEIGHT: 7'
EST. TIMBER COUNT: 30
ADA: YES



PGP018 \$10,871
AGE GROUP: 5-12 YEARS
CAPACITY: 16-24
USE ZONE: 36' X 35'
FALL HEIGHT: 8'
EST. TIMBER COUNT: 35
ADA: YES



PKP155 \$25,118
AGE GROUP: 5-12 YEARS
CAPACITY: 55-64
USE ZONE: 33' X 38'
FALL HEIGHT: 5.5'
EST. TIMBER COUNT: 38
ADA: YES



PGP029 \$50,337
AGE GROUP: 5-12 YEARS
CAPACITY: 47-69
USE ZONE: 45' X 70'
FALL HEIGHT: 8'
EST. TIMBER COUNT: 57
ADA: YES



PKP231 \$9,687
AGE GROUP: 5-12 YEARS
CAPACITY: 23-27
USE ZONE: 33' X 27'
FALL HEIGHT: 4'
EST. TIMBER COUNT: 30
ADA: YES



PGP015 \$21,229
AGE GROUP: 5-12 YEARS
CAPACITY: 19-25
USE ZONE: 37' X 39'
FALL HEIGHT: 7'
EST. TIMBER COUNT: 32
ADA: YES



PKP167 \$21,801
AGE GROUP: 5-12 YEARS
CAPACITY: 49-54
USE ZONE: 42' X 38'
FALL HEIGHT: 7'
EST. TIMBER COUNT: 30
ADA: YES

ADULT FITNESS



A



B



C



D



E



F



G



H




I



J



K



L



M

*EXPERIENCE
A NEW LEVEL
OF FITNESS
WITH OUR
LINE OF
TRADITIONAL
OUTDOOR
FITNESS
EQUIPMENT.
DESIGNED
FOR ALL
FITNESS
LEVELS, IT
IS A GREAT
ADDITION
TO SCHOOLS,
BALL FIELDS,
AND BUSINESS
PARKS TO
SUPPORT
HEALTHY
HABITS.*

A. BALANCE BEAM
60019408XX \$1,128

G. SPRING UP BARS
60019410XX \$1,340

ADD-ON INSTRUCTIONAL SIGN
60019458XX \$676

ADD-ON INSTRUCTIONAL SIGN
60019460XX \$676

B. HORIZONTAL LADDER
60019409XX \$3,103

H. JUMP TOUCH BEAM
60019406XX \$1,355

ADD-ON INSTRUCTIONAL SIGN
60019459XX \$676

ADD-ON INSTRUCTIONAL SIGN
60019456XX \$676

C. SIT-UP BENCH
AFT13972XX \$2,548

I. PULL UP AND CHIN UP BAR
60019403XX \$1,578

ADD-ON INSTRUCTIONAL SIGN
60019457XX \$676

ADD-ON INSTRUCTIONAL SIGN
60019453XX \$676

D. VERTICAL LADDER
60019402XX \$1,291

J. PULL-UP AND DIP STATION
AFT14031XX \$3,202

ADD-ON INSTRUCTIONAL SIGN
60019452XX \$676

ADD-ON INSTRUCTIONAL SIGN
TFR0588XX \$676

IN-GROUND KIT REQUIRED:
FIT14050XX

IN-GROUND KIT REQUIRED:
FIT14050XX \$846

E. BEAM JUMP
MODEL: 60019405XX

K. EQUIPMENT INSTRUCTION
SIGN SIGNS ARE
AVAILABLE FOR EACH FITNESS
PRODUCT \$676

ADD-ON INSTRUCTIONAL SIGN
60019455XX \$676

F. STRETCHING POST
60019404XX \$1,268

L. PARALLEL BARS
60019401XX \$1,045

ADD-ON INSTRUCTIONAL SIGN
60019454XX \$676

ADD-ON INSTRUCTIONAL SIGN
60019451XX \$676

M. ENERGY AND STRENGTH
WHEELS
UP191S \$5,336
INSTRUCTIONAL STICKER
INCLUDED Ages: 13+
Footer, In-Ground, or Surface Mount



RECUMBENT CYCLE
UP215 \$6,640
Ages: 13+
Instructional sticker included
Footer, In-Ground, or Surface Mount



CAPTAIN'S CHAIR
UP167# \$4,679
Ages: 13+
Instructional sticker included
Footer, In-Ground, Surface Mount



DUAL CHEST PRESS WITH COMFORT SEAT
UP357S \$7,770
Ages: 13+
Instructional sticker included, Footer,
In-Ground, or Surface Mount



HAND CYCLE STANDARD
UP216 \$6,948
ACCESSIBLE
UP217 \$6,793
Ages: 13+
Instructional sticker included
Footer, In-Ground, or Surface Mount



SIT-UP/BACK EXTENSION
UP168S \$5,865
Ages: 13+
Instructional sticker included
Footer, In-Ground, Surface Mount

10 STATION COURSE (NOT PICTURED)
60019400XX \$18,853

Includes:
• Vertical Ladder
• Beam Jump
• Stretching Post
• Pull Up and Chin Up Bars
• Jump Touch Beam
• Parallel Bars
• Sit-Up Bench
• Spring Up Bars
• Horizontal Ladder
• Balance Beam
• 3 Large Instructional Signs

PICKLEBALL

Pickleball: Outdoor

Item #	Post Size	Winch	Color	Net Rail	
PPR10GR	2-7/8" OD	External	Green	No	\$539
PPR10BK	2-7/8" OD	External	Black	No	\$539
PKB278-GR	2-7/8" OD	Internal	Green	Yes	\$465
PKB278-BK	2-7/8" OD	Internal	Black	Yes	\$465
PKB300-GR	3" OD	Internal	Green	Yes	\$489
PKB300-BK	3" OD	Internal	Black	Yes	\$489

PICKLEBALL UPRIGHTS (OUTDOOR) - DELUXE

- Official 36" Pickleball height.
- 2-7/8" heavy-walled steel pipe
- Heavy-duty self-locking winch with removable handle
- Low profile die cast top cap
- color: Black
- Adjustable height stop
- Semi-permanent installation capable

Sold as 1 Pair

Ground sleeves with caps (TP-278G \$462) and net (PT-21N \$258) sold separately
3 - Year Limited Warranty
PPR10GR OR BK

\$539



RTP-278




RTP-278BK

PICKLEBALL REPLACEMENT NET (Indoor/Outdoor) (21'L x 32"H) (Black)

2.5mm twisted polyethylene, 1-3/4" square black mesh
Double mesh over top 5 rows. Top headband is 2-1/2" white woven polyester, 2-1/2" PVC side fabric and 1/2" fiberglass dowel rods
Top cord: 4mm vinyl coated steel cable
Sold as 1 Each
1 - Year Limited Warranty
PT-21N

\$258



Pickleball: Indoor

Item #	Post Size	Winch	Color	Net Rail	
PPR15GR	2-7/8" OD	External	Green	No	\$505
PPR15BK	2-7/8" OD	External	Black	No	\$505
PKB3IN-GR	3" OD	Internal	Green	Yes	\$487
PKB3IN-BK	3" OD	Internal	Black	Yes	\$487

PICKLEBALL UPRIGHTS (INDOOR)

- Official 36" height
- 10" in-ground depth
- 2-7/8" heavy-walled steel pipe
- Heavy-duty self-locking winch with removable handle
- Low profile die-cast top cap

Sold as 1 Each

Floor sleeves with covers (PPR-15G \$579) and net (PT-21N \$258) sold separately.
Green, and Black PPR15BK OR GR
\$505



PPR10GR PPR10BK

PICKLEBALL PADDLES & BALLS SET, 4) USA Paddles with (4) Pickleballs. The Deluxe Rally Tyro 2 Big Bundle comes with four Rally Tyro 2 Composite Paddles. Along for the ride are six green Indoor Balls, which are known for their high visibility and great bounce. 33168 \$233



LIFT ASSIST HANDLES
53122H
EACH



PICKLEBALL PORTABLE SET WITH BAG

Lightweight, portable pickleball set can be set up and moved in as little as 8 minutes. System has a raised lateral bar that allows for balls to pass underneath and a center stabilizer for additional support. The black mesh net has vinyl white net bindings with an "easy buckle" net tension system. Comes with a nylon carry case with a velcro strap for the frame. Carrying case has pockets for balls, rackets, and other accessories.
36" X 22'
33160
\$249



PICKLEBALL NET SET - PORTABLE

Game quicker and easier on nearly any surface with this set.
Meets USAPA requirements!
Powder coated frame
Adjustable straps for net tension
22'L x 34"H

Sold as 1 Each

Carry bag with wheels and net included.
1 - Year Limited Warranty
PKBL10

\$181

PREMIER SQ PICKLEBALL SURFACE MOUNT POSTS

Easy-to-install 36" high surface mount 3" Premier SQ posts with a heavy-duty bottom welded base plate to secure posts to the playing surface.
The 3" square pickleball post is constructed from heavy-duty 11-gauge steel. Post is welded to a thick base plate to secure posts to the playing surface. Available in black powder coat to resist rust and increase durability. Integrated welded steel lacing rods are included for a professional net installation.


Internally wound featuring a self-locking gear mechanism constructed of plated and hardened steel. Gear housings and caps are made of cast aluminum alloy. Gear function is 30:1. Chrome plated flush mounted gear plate cover and removable handle.
5 Year Limited
63080
\$733



DOUGLAS PPS-22SQ PREMIER PORTABLE PICKLEBALL SYSTEM

The gold standard when permanent installation is not desired for either indoor or outdoor court applications. It is the closest you can get to a permanent net's durability and quality without having to deal with the expense of drilling and pouring concrete

63122
\$2,645



Douglas Premier RD Pickleball Post

Classic round posts for either indoor or outdoor court applications.
54" in length and sit 36" above court surface
POST

The 3" OD round tennis post is constructed from heavy-duty 11-gauge steel with a black or forest green baked-on polyester powder coat. Integrated welded steel lacing rods are included for a professional net installation.

HARDWARE

Internally wound self-locking gear mechanism, constructed of plated steel and hardened. Gear housings and caps are made of cast aluminum alloy. Gear function is 30:1. Chrome flush mounted gear plate cover and removable handle.

WARRANTY

5 Year Limited
CORRESPONDING GROUND SLEEVES
(GS-24 # 63424 \$86)
Round Steel, 24" long,
for all 3" OD round posts.

GREEN, ITEM # 63070 \$586
BLACK, ITEM # 63071 \$586



TENNIS EQUIPMENT



COURT DRY

The most effective method of pushing the water off the court. Leaves only a thin film which dries in seconds.

34735 \$145
EZ RR-36 ROLLER
REPLACEMENT 34603 \$86

NO RUST ALUMINUM UMPIRE CHAIR

Writing desk is included. Meets official USTA height specifications. Height from bottom of seat is 72 inches with an overall height of 85 inches.

34777 \$4,265



WINCHES & CENTER STRAPS

REEL-1/53443 WINCH \$115
ACS-20600 STRAP \$15
63428 ANCHOR \$18
53440 REPLACEMENT HANDLES \$27



ANCHOR
\$18

REELS
\$115



REEL
REPLACEMENT
HANDLES
\$115



CENTER STRAP \$15



TENNIS NETS

TN-36T 30036
TN-30DH

2 PLY CHAMPIONSHIP NET 42' X 3'6" \$233
2 PLY TOURNAMENT NET 42' X 3'6" \$262

GROUND SOCKET

Provide rock-steady support yet quick removal for all game standards. All sockets supplied with a limit pin creating a 6" debris trap. Complete with neoprene seal safety cap and wrench.

571-202 2 3/8" O.D. 2'6" L \$139
571-203 2 7/8" O.D. 2'6" L \$162
571-204 3 1/2" O.D. 2'6" L \$272
571-205 4 1/2" O.D. 4'0" L \$335



GALVANIZED TENNIS POSTS

Posts of 3 1/2" O.D. galvanized steel fitted with grooved aluminum caps to position net cable. Complete with winch and net fittings. Meets USLTA standards.

571-106 \$533



TENNIS WINDSCREEN


6 ft. or 9 ft. Heights windscreen fabric is durable and boasts great weather resistance. Vinyl Coated Polyester (VCP) screens are available in a variety of colors and custom digital printing and logos can be printed directly on the material.

- Available with air vents every 10 feet.
- 5 colors - Dark Green is standard
- Windbreak: 80%

Windscreens are available in standard 6' and 9' heights and in custom heights by quotation. Any screen width is available; however, 60' is the maximum recommended width per panel. VCP is hemmed with 3-ply extra-strong hems which are constructed with solid vinyl inserts that are double sewn to 1-1/2" wide. #2 brass grommets are spaced every 12" on sides and 18" on top and bottom. All 9' screens include a Center Tab with grommets for anti-billowing installation. Center tabs are double sewn with 18 oz black vinyl. Optionally, 9' screens may substitute a Center Reinforcement Tape (CRT) with grommets that can be laced to the fence. CRT's are double stitched with a heavy polyester webbing.

Dark Green, Black or Open Tournament Blue, Yellow, White, Royal Blue, Red, Purple, Orange, Navy, Burgundy, Gray, Brown and Bright Green. Warranty: 3-Year limited

VCP-6 WINDSCREEN 6 FEET HIGH \$6
VCP-9 WINDSCREEN 9 FEET HIGH \$9
AV 21001 AIR VENTS DIE CUT \$3
AV 21002 HEAT SEALED \$8



INSTALLATION ACCESSORIES

Tie-Rap Fasteners speed up installation and add life to your windscreens. These lightweight, self-locking plastic strips are adjustable. Available in two breaking strengths.

TR-50 50 lb. break strength
7" long (1000 bag) 31656 \$6
TR-120 120 lb. break strength
8" long (500 bag) 31655 \$18
SH-3 3" S-hook fasteners for
windscreens with grommets
3" (100 EA.) 31663 \$1
BNC Braided lacing cord of 3/16"
polyethylene for lacing windscreens.
600' roll 31600 \$1



TENNIS OUTDOOR

Item #	Post Size	Winch	Color	Net Rail	
RTP-278	2-7/8" OD	External	Green	No	\$552
RTP-278BK	2-7/8" OD	External	Black	No	\$552
TP278BK	2-2/8" OD	Internal	Black	Yes	\$462
TP278GR	2-7/8" OD	Internal	Green	Yes	\$462
RTP-300	3" OD	Internal	Green	Yes	\$490
RTP-300BK	3" OD	Internal	Black	Yes	\$490
STP-200	3" SQ	Internal	Green	Yes	\$504
STP-200BK	3" SQ	Internal	Black	Yes	\$504
TP-125	3-1/2" OD	External	Green	No	\$726
TPGS-35	3-1/2" OD	External	Galvanized	No	\$658

INDOOR

ITS-300 3" OD Internal Green Yes \$617



RTP-278



TP278




STP-200



CLUB TENNIS POSTS

Tournament Tennis
Net (1-7/8" Sq. -
3mm Polyethylene
Knotted Mesh)
TTN-3
\$274



Tennis
Replacement Net
with Center Strap
(1-3/4" Sq. - 3mm
Polyethylene
TP-15
\$255



Tennis
Replacement Net
(1-7/8" Sq. - 3mm
Polyethylene
Knotted Mesh)
TPV-13
\$227

Vinyl Court
Numbers
\$42



Court Sign -
"Court Rules"
\$28



More Court Signs not pictured

34872 Court Sign - "Court Rules" \$28
34872A Court Sign - "Soft Sole Shoes Only" \$43
34872B Court Sign - "Courts Closed" \$43
34872C Court Sign - "Please Register" \$43
34872D Court Sign - "Please Keep Gate Closed" \$43
" "

BASEBALL BASES AND PLATES



BURY-ALL HOME PLATE

- High durability, wood filled construction
 - No corners or edges to catch spikes
 - Non-skid rubber surface
 - Waterproof
- HP-150 \$151




ECONOMY HOME PLATE

- High durability, molded rubber construction with 5 removable spikes.
- HP-50 \$55



DOUBLE FIRST BASE

- Reduces collisions
 - Compresses upon impact
 - Features a double anchoring system
 - Includes double first base with 2 anchors and 2 rubber plugs
- BB-400 \$159




OFFICIAL SIZE ECONOMY BASES

- 15" x 15" x 3"
 - Foam filled bases with heavy-duty quilted covers
 - Includes 3 bases with 2 nylon straps and 2 steel anchors per base
- BB-100 \$103



PRO-STYLE BASES

- The highest quality, longest lasting base available
 - Tapered lip digs into the dirt
 - Recommended for advanced levels of play only. Bases do not compress
 - Includes 3 bases, 3 anchors and 3 rubber plugs
- BB-500 \$224




PROFESSIONAL PITCHING RUBBER

- Major League size: 6" x 24"
 - High-durability molded rubber exterior
 - Interior PVC tube provides maximum longevity
 - Fill with dirt or concrete for extra stability.
- PR-624 \$143



DOUBLE RECREATIONAL FIRST BASE

- 30" x 15" x 3"
 - Foam filled with nylon quilted cover
 - Includes straps and 3 spikes
- BB-150 \$70



STEP DOWN PITCHING RUBBER

- Step down style for better footing
- Reduces pitcher's mound maintenance
- Heavy-duty all rubber construction or wood filled

OFFICIAL SIZE - 24" LONG
PR-524 \$115


LITTLE LEAGUE SIZE - 18" LONG
PR-518 \$84

STEP DOWN P.R. 24" LONG
WOOD-FILLED
PR-550 \$103




REMOVABLE PITCHING RUBBER

- Official 24" size or Youth 18" size
 - For use on diamonds where various levels of play may require different pitching distances.
 - Includes ground anchors
- PR-424 Official 24" long \$108
PR-418 Youth Size 18" long \$96



MOVABLE PITCHERS PLATE WITH SPIKES

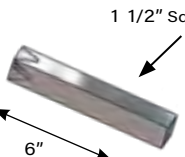
- Heavy molded rubber
 - Includes 3 removable metal spikes.
- PR-324 OFFICIAL 24" LONG \$30
PR-318 YOUTH SIZE 18" LONG \$30



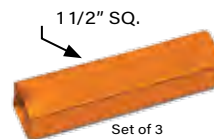
BASE DIG-OUT TOOL
BB-DIGOUT \$24



BASE RUBBER PLUGS
BB-PLUG \$11



BASE ANCHORS
BB-ANCHOR \$15



1-1/2" BASE ANCHOR
BB-ANCHOR150 set of 3 \$20



BIG LEAGUE BASE PLUG
BB-BLBP \$20

BASEBALL AND BACKSTOPS

HEAVY DUTY DRAG MAT

This 2 in 1 field conditioner is perfect for multi-purpose field maintenance. With the 3" bolts turned down they easily break up the hard packed areas. The angles are turned down for a smooth 6' wide path. Comes with a chain-link attachment for breaking up larger dirt clods and smoothing out the surface. Design of this drag will hold 9 common 8" concrete blocks for added weight.

BHDD \$446



ALUMINUM MAINTENANCE RAKE

Constructed with high strength aluminum. Lightweight and versatile. One side rakes, the other side levels.

36700 24" RAKE \$87
36702 36" RAKE \$117



BASEBALL INFIELD DRAG MAT

This flexible steel mesh drag mat is equipped with a rope and may be pulled by hand or truck. Indispensable in caring for a well groomed infield.

BBID-36 3' X 6' \$209
BBID-72 6' X 6' \$446



NO. 551-421 SIZE 20' W X 10" H \$6,099

FOUL POLE

551-527 10' WITHOUT WING \$677
551-526 20' WITHOUT WING \$1,286
551-528 20' WITH WING (SHOWN) \$1,829



PORTABLE BASEBALL BACKSTOP

Use with 552-151 Transporter listed below

552-411 with Hood \$5,524

BACKSTOP TRANSPORTER

Easily transports 552-410/552-411 portable backstop

552-151 \$887



NO. 551-110 SIZE 10' W X 10'7" H \$1,258




NO. 551-410 SIZE 10' W X 10'7" H \$3,669




SPORTS PANELS

- Preamsembled 5'3" x 9'7" panel
- 1" OD frame with center reinforced brace
- 11 gauge or 9 gauge wire fastened with 3/8" aluminum rods and stainless steel clamps.
- Easy to install

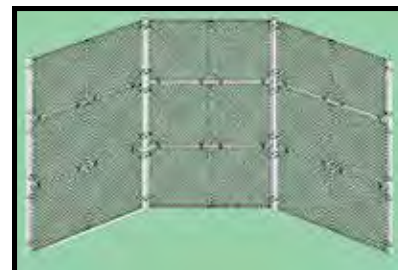
552-351 11 gauge wire \$404
552-355 9 gauge wire \$447



NO. 551-420 SIZE 20' W X 10'7" H 5' HOOD NA WINGS 2 (10') \$4,587



NO. 551-411 SIZE 10' W X 10'7" H 5' HOOD 2 WINGS 2 (10') \$4,824



NO. 551-510 SIZE 10' W X 15'11" H 5' HOOD 2 WINGS 2 (10') \$5,105



PROTECTIVE SCREENS

- Protects dugouts
- includes two 5'H x 10'W sports panels
- 3 - 2 3/8" OD support posts
- 3 post caps

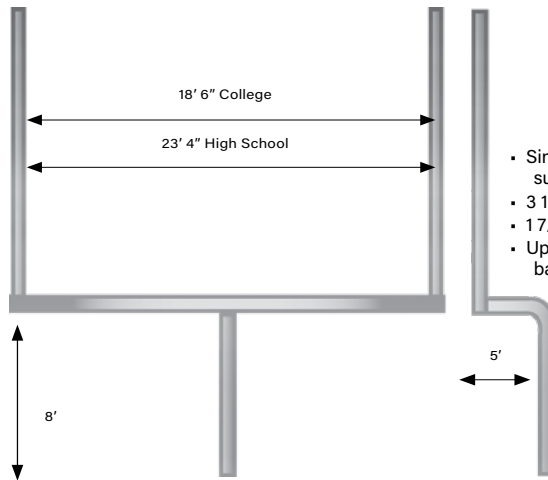
551-105 \$1,173

FIELD GOALS



College 30'
High School 20'

SOCCER AND FOOTBALL



- Single bent 4 1/2" OD galvanized steel support with 5' extension
- 3 1/2" OD galvanized steel crossbar
- 1 7/8" OD galvanized steel uprights
- Uprights extend 10' or 20' above cross bar depending on model

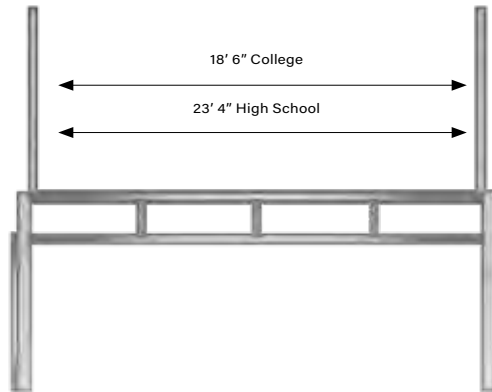
SINGLE POST PITCH FORK FOOTBALL GOAL

Specify 23' 4" or 18' 6" Cross bar

561-445 10' UPRIGHTS \$3,725

561-445M 20' UPRIGHTS \$4,096

COMBO FOOTBALL/SOCCER GOAL



- 2 7/8" OD main frame
- Bottom opening is 8' x 24'
- 2 3/8" OD Uprights
- 1 7/8" OD Crossbars
- 1 7/8" OD Net Supports
- Net attachments are welded to lower frame
- Soccer net not included

COMBO GOAL

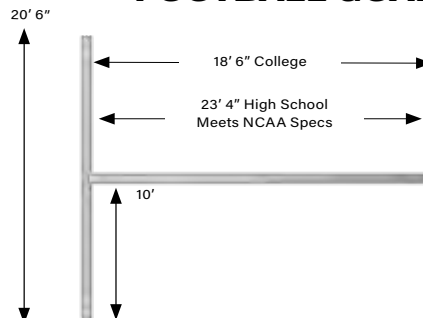
Specify 23' 4" or 18' 6" Cross bar

561-451 GOAL & SUPPORTS \$4,050

561-449 GOAL ONLY \$3,757

561-450 NET SUPPORTS ONLY \$678

FOOTBALL GOAL



HEAVY DUTY FOOTBALL GOAL

- 3 1/2" OD galvanized steel support posts and crossbar
- 1 7/8" OD galvanized steel uprights

STANDARD FOOTBALL GOAL

- 2 3/8" OD galvanized steel support posts and crossbar
- 2 3/8" OD galvanized steel uprights

FOOTBALL GOAL

Specify 23' 4" or 18' 6" Cross bar

561-443 HEAVY DUTY \$3,753

561-442 STANDARD \$2,446

ALPHATEC 27' FOOTBALL SCOREBOARD

Lead your organization with this Football scoreboard!

- Large 26", 20" & 15" high super-bright 100,000-hour rated
- LED numerals are the largest with the widest viewing angle
- in the industry and are visible over 300 feet.
- The 22-gauge galvaneal steel cabinet with powder-coat finish means your scoreboard is the most durable on the market and will look brand new for many years!
- Scoreboard package includes: operator's keyboard, digit protective shields, junction box cover (cable models only), mounting rails and a complete operation, installation and service manual.

5-YEAR LIMITED WARRANTY.

GS-764 CALL



SOCCER GOALS AND NETS

CLUB PORTABLE SOCCER GOALS, 3" ROUND ALUMINUM (RIGHT)

Durable aluminum construction withstands rough weather and the repeated impact of shots on goal. 8' x 24' model meets NFHS specifications. Front face is made from 3" round custom aluminum extrusion with a durable white powder coated finish. Backstays are constructed of 2" round heavy wall aluminum tubing. Frame has double-reinforced, TIG-welded corners and stainless-steel hardware. The included 4 mm white net installs easily with the frame's built-in net clip track and net clips. Ground anchors keep the goals in place during windy conditions and powerful kicks. Goal is available in a variety of sizes to accommodate players of all skill levels. Back bottom bar is included with 24', 21' and 18.5' wide models. Sold per pair.

8'H X 24'W X 3'D X 8.5'B	37810	\$4,706
7'H X 21'W X 3'D X 7.5'B	37811	\$4,412
6.5'H X 18.5'W X 2'D X 7'B	37812	\$4,118
6.5'H X 12'W X 2'D X 7'B	37813	\$3,677
4.5'H X 9'W X 2'D X 4.5'B	37814	\$3,088
4'H X 6'W X 2'D X 4'B	37815	\$2,941

PRO SOCCER GOALS, 4" ROUND
OFFICIAL SIZE: 8'H X 24'W X 3'D X 9'B
37800 (NOT SHOWN) \$6,030



Net clip track in front face frame




Heavy-wall backstays




Twist-in Net Hooks
Black plastic net hooks twist-in and secure net to soccer goals. Sold in a set of (50) quantity.
37838 \$71

Durable, replacement polyethylene soccer goal nets. Nets are available in 5 mm braided polyethylene or 4 mm twisted knotted polyethylene. 5 mm is available in either white or orange.



4 MM TWISTED



5MM BRAIDED

5 MM BRAIDED POLYETHYLENE WHITE
8X24X5X10 37080 \$439
5 MM BRAIDED POLYETHYLENE ORANGE
8X24X5X10 37081 \$439
4 MM TWISTED KNOTTED PE WHITE
8X24X3X8.65 37082 \$395



ORANGE JUNIOR SOCCER NET

- Official heavy-duty synthetic orange soccer nets.
 - 7' H x 21' W x 3' D x 8' B with
 - 3 mm twisted, knotted polyethylene rope.
- SPJR(PAIR) \$251



WHITE SOCCER NET

- Official heavy-duty synthetic white soccer nets.
 - 8' H x 24' W x 4' D x 10' B
 - 2.8 mm polyethylene.
- SPNO (PAIR) \$271

**SOCCER GOALS MUST BE
ANCHORED AT ALL TIMES!**



SOCCER/FOOTBALL ANCHOR BRACKET

Securely fastens soccer goal to goal post upright. Protective coating on outside of steel bracket keeps powder coat on goals from being damaged. Comes in either 4.5" or 5.5" models.

SSFAB4.5 FITS UP TO 4.5" GOAL \$344
SFAB5.5 FITS UP TO 5.5" GOAL \$344

OFFICIAL SOCCER GOAL PADDING

1" thick x 72" tall protective padding. White only. Lettering not available per rule 1-4-1.
SOSGP SET OF 4 \$549



SOCCER GOAL

WHEEL ATTACHMENT KIT

This wheel attachment is ideal for moving soccer goals. The easy to use flip design helps in the ease of use every time. Simply flip wheel forward and slide locking pin into place and it's ready to move. For play, release pin and flip back into play mode. Set contains 4 wheels for 1 pair of goals.
CSGWK SET OF 4 \$1,096



SOCCER NET QWIK-TIES

Quik-Ties connect to the net. Nylon hook and loop construction. Fits 4" x 4" post only with velcro. 18" long.
SQT 24 pieces \$79

LACROSSE AND FIELD HOCKEY

OFFICIAL STEEL LACROSSE COMPETITION GOALS AND NETS

These goals meet all NCAA and National High School Federation rules for competition play

- Popular flat iron style base allows use indoors or outdoors on any surface
- 1-1/2 (1.9 O.D.) schedule 40 pipe framework has thick ground bars allowing sturdy ground staking or use of ballast bags to stabilize
- Orange powder coated finish
- Includes four ground anchors
- 6 (h) x 6 (w) x 7 (d) opening
- Sold in pairs
- Nets included

OFFICIAL GOAL AND NET LG-50PKG \$1,074
OFFICIAL LACROSSE NETS LGN-30 \$162

Designed to fit Bison lacrosse goals but will fit most official lacrosse goals 6mm white knot-less webbing
• Sold in pairs • Sports nets are not returnable once opened unless determined to be defective



FIELD FORCE LACROSSE TRAINING NET

The FSSB is an ideal training tool for any level of lacrosse player, and a valuable aid for exercises, finishing drills, and target training. Versatile panels can be rearranged at different angles and multiple locations inside and outside the goal. High density net provides sufficient support for those perfect hits. Frame is constructed of 1-1/4" steel tubing for lightweight durability. Panels are stabilized with ground anchors and entire system breaks down easily for storage in a travel bag.

LAX-TN

\$143

OUTDOOR FIELD HOCKEY GOALS WITH NETS



FIELD HOCKEY GOAL

- 100% rust free aluminum with black weatherproof 1/4" UHMW kick boards
- Replacement net for FH200 and most other manufacturer's similar official field hockey goals
- Includes two nets and net attachment kit
- Sports nets are not returnable once opened unless determined to be defective

FHG-2ALS \$2,395
FHG-2ALPKG \$4,163

FIELD HOCKEY NET

- 12' (w) x 7' (h) x 4' (t) x 4' (b) square mesh with heavy braided corners and edges
- Replacement net for FH200 and most other manufacturer's similar official field hockey goals
- Includes two nets
- Sports nets are not returnable once opened unless determined to be defective

FHND-8 \$258

Meets all association rules for official goals.

GOAL BALLAST BAG

Safety first! Use in place of ground anchors on artificial turf fields or as preferred anchoring method

- Requires two per goal
- Black vinyl bag with zippered sides
- Capacity for 70# of sand or gravel (customer provided)

SC50B \$76



WHEEL KIT FOR FIELD HOCKEY GOALS

Transport with ease. Take your goals to and from the field

- 10" diameter wheels mount permanently to the back of field hockey goal frames to increase convenience and reduce risk of player injury or goal damage
- Some drilling of goal required for installation
- Includes wheels and hardware for two goals (set of 4)

FHG-1WKS

\$356



ALPHATEC 78" X 52" PORTABLE SCOREBOARD

Large high super-bright 100,000-hour rated LED numerals are the largest with the widest viewing angle in the industry and are visible over 300 feet. The 22-gauge galvanneal steel cabinet with powder-coat finish means your scoreboard is the most durable on the market and will look brand new for many years!

Scoreboard package includes:

- Operator's keyboard
- Digit protective shields
- Junction box cover (cable models only)
- Mounting rails
- Complete operation, installation, service manual and warranty details are included on the CD shipped with each scoreboard.

GS-MS3 CALL




OUTDOOR STEEL VOLLEYBALL SYSTEM

This system can be left out year round. Heavy duty 2 3/8" galvanized steel system. A heavy-duty anti-whip winch is used to bring the net to the correct tension. System includes standards, ground sleeves and net only. VODSVS

ACCESSORIES FOR OUTDOOR STEEL VOLLEYBALL SYSTEM:

VOEX	To add extended length to standards	\$34
VNA-AL	Volleyball net antennas	\$237
VOLGS	Ground sleeves with locking cover	\$272
VPAD	6' Padding for uprights (stock color red)	\$529



OFFICIAL ANTENNA

- Fiberglass with vinyl boundary tape.
- Fits into pocket included
- Laces tightly to the net

VBA-4 \$195

VOLLEYBALL

VOLLEYBALL CENTER UPRIGHT SAFETY PAD

Protect volleyball athletes from injury with center upright post padding. The 6020 volleyball post pad is 6' tall and constructed of vinyl covering 1-1/4" thick urethane foam cushion. Designed for center posts on two-court and three-court systems. Show school spirit buy choosing from 16 different standard vinyl colors.

6020 \$268




RECREATION & COMPETITION NETS

RECREATION NETS

- 4" square black polyethylene netting
- Sturdy top band
- Black reinforced vinyl side and bottom tapes
- Corner grommets and lacing cord included.

VB-1000R

- 2.6 mm braided netting
- 6mm rope in top band
- 32' x 36"
- 35535 \$87
- Meets USVBA standards of 10m x 1m
- 2.6 mm braid of 4" square black polyethylene
- 20 oz. white vinyl 2 1/2" perimeter bands
- Vinyl-coated steel cable in top band with double pressed loop ends
- 41' top cable has 3600lb. break strength
- Reinforced vinyl side pockets with fiberglass dowels for bracing.



COMPETITION NETS

VB-1500RB

- 32' x 39"
- Rope in bottom band

25015 \$233

VB-1200

- 32' X 36"
- 38' Steel cable in bottom band with 2400-lb. break strength

25100 \$218

VB-1200RB

- 32' X 36"
- Rope in bottom band

25013 \$233



Summit Supply carries both indoor and outdoor volleyball systems as well as protective guards, referee stations, flags and more. Don't see what you need? Click or call - we look forward to helping you with your community space.



OUTDOOR COMPETITION VOLLEYBALL UPRIGHTS

Durable system designed for outdoor competition.

Fixed net heights for men's and women's play!

- 3 1/2" galvanized steel uprights with silver powder coat finish
- Quickly attach net with snap buckles
- Available in system & center system models
- 36" ground sleeves, cover caps, and rust-resistant ratchet included
- Net (PVBN-3) recommended and sold separately.
- 3 Year Limited Warranty: Uprights
- System OCV-900 (SYS) \$1,679
- Center System OCV-900C (EACH) \$980



RECREATIONAL OUTDOOR VOLLEYBALL UPRIGHTS

Ideal for volleyball, badminton, or tennis.

- 2 7/8" galvanized steel uprights
- PVC ground sleeves, top caps, and rust-resistant ratchet winch included
- Net (VBN-32 \$136) sold separately for (OS-350) and Uprights
- OS-350 (SYS) Package OS-350-S (PKG) Ground Sleeves
- OS-350G (PAIR) included for (OS-350-GS)
- 3 Year Limited Warranty: Uprights Ground sleeves are designed to be set even with playing surface. Contact Summit for installation requirements.
- Uprights OS-350 (SYS) \$1,071
- Package OS-350-GS (PKG) \$940
- Ground Sleeves OS-350G (PAIR) \$318



COASTAL COMPETITION VOLLEYBALL SYSTEM

Heavy-duty system designed to withstand coastal winds and weather. Adjustable winch for play at any height!

- 4" square heavy-walled aluminum uprights with additional inside lateral support
- Ground sleeves, installation tool, winch, and weather resistant net (OCC-500N) included
- 3 Year Limited Warranty: Uprights
- System OCC-500 (SYS) \$2,254
- Replacement Net OCC-500N (EACH) \$298

REPLACEMENT RIMS



66T
Heavy Duty Rear Mount
Rim & Net. Official Size.
\$96



240
Heavy Duty Double Rim &
Net. Official Size.
\$146



266
Heavy Duty Rear Mount Double Rim
& Net. Official Size.
\$134



39-W0
Heavy Duty Front Mount Rim & Net.
Official Size.
\$98



5500
Finally a double ring rim designed specifically for playgrounds where durability and performance are crucial to withstand heavy usage \$173.



6600
Finally a rear mount
flex-mount rim designed
for playgrounds!
\$230



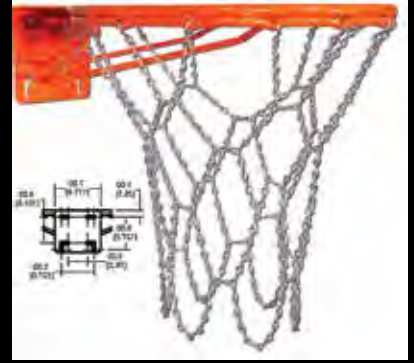
7550 TITAN
Unmatched construction, strength and quality. The Titan Playground goal was originally designed for the New York park and recreation district. The district needed a rim that would last on some of the roughest playgrounds in the country. A static load of 1,000 lbs. was applied to the outermost point of the ring without any permanent deformation.

\$171

The Titan Goal has an unconditional
LIFETIME WARRANTY.

REPLACEMENT NETS

- | | | | |
|------------|------------------------------------|------|--|
| GGN | Nylon Net | \$9 | |
| SCN | Steel Chain Net For Twin Rim Goals | \$20 | |
| CN | Steel Chain Net | \$20 | |
| WCN | Premium Welded Steel Link Net | \$37 | |
| WN | Web Net | \$31 | |
| AWP | Pro-Anti Whip | \$20 | |



140
Heavy Duty Double
Rim & Net.
Official Size.
\$146



1000
Meets all NCAA and high school specifications. This rim deflects in degrees according to applied pressure.
\$153



- **8550 ENDURANCE SLAM GOAL** is the toughest rim for hard-hitting players.
- Uninterrupted wing brace design with the Endurance No-Tie Net System ensures net security.
- Goal is powder-coated to protect from environmental elements
- Unique double rimmed, 3/4" top ring and 5/8" bottom ring make it the strongest double-rimmed goal in the industry
- Universal back plate accommodates 42" and 48" rectangular and fan-shaped backboards
- Includes Nylon Net and mounting hardware
- Recommended Backboards: Glass and Non-Glass
- For outdoor use
- 5" x 5" hole spacing

\$195

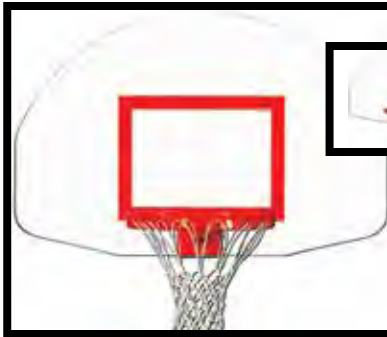


BACKBOARDS



1750B RUST-RESISTANT FAN-SHAPE MARKED ALUMINUM BACKBOARD \$414
1750 RUST-RESISTANT FAN-SHAPE UNMARKED ALUMINUM BACKBOARD \$365
 The 1750B fan-shape aluminum backboards is the perfect solution for those concerned with back-board oxidation. Constructed of casted aluminum with a white powdercoat surface and orange border and shooter's target, it is a lightweight alternative for every indoor and playground setting. Recommended Play Level: NRSA, Recreation, Youth

Lightweight and durable board choice for indoor and outdoor play



1245T DURABLE FAN-SHAPE MARKED STEEL BACKBOARD \$496
1245 UNMARKED STEEL BACKBOARD \$458
 The 1245 front-mount fan-shape steel backboard provides the strongest backboard available for rugged playground use. Featuring reinforced mounting points, including two safety mount holes to reduce vibration. The 12 gauge steel shell sports a white powdercoat finish for protection against weather elements.

Recommended Play Level: NRSA, Recreation, Youth
 Strongest board option for outdoor use and heavy play environments



1342B LIGHTWEIGHT FULL SIZED FIBERGLASS BASKETBALL BACKBOARD \$839
 Lightweight for easy installation, the 1342B molded fiberglass regulation size backboard delivers a superior rebounding surface for playgrounds and indoor basketball courts. The rectangular 42" x 72" backboard features orange border and shooting target. Recommended Play Level: NRSA, Recreation, Youth
 Superior rebounding qualities make it versatile for indoor and outdoor use



1270B DURABLE MARKED STEEL BASKETBALL BACKBOARD \$858
 Constructed with an integral reinforcing steel channel on reverse side for mounting and increased board support, the tall 1270B steel rectangular backboard stands up against rugged playground use. The 48" x 72" white powder-coated board with orange target and border features key slot mounting configuration, allowing for safe basketball rim replacement. Youth

Strongest board option for outdoor use and heavy play environments



BB72P50 UNBREAKABLE POLYCARBONATE BASKETBALL BACKBOARD \$1,258
 Unbreakable rectangular polycarbonate backboard is designed for the roughest indoor or outdoor play. The BB72P50 is comprised of 1/2" thick UV-resistant polycarbonate permanently attached to a heavy duty welded steel tubular 42" x 72" uni-frame with struts for added board support. Designed to allow for direct mounting with integral holes to permanently attach board to post and allow for goal replacement without removing board.

Recommended Play Level: NRSA, Recreation, Youth
 Extremely durable outdoor board is a smart choice for areas prone to vandalism



1260PS WIND RESISTANT UNMARKED STEEL BASKETBALL BACKBOARD \$874
 The 1260PS perforated steel backboard is designed especially for outdoor use and ideal in windy locations. The 42" x 60" board is dipped prior to white powdercoat to prevent oxidation of 11 gauge steel surface. Staggered 1/4" perforations 1/2" apart create shooters square outline and allow increased airflow through the board for a truer ball bounce. Perforations throughout the steel makes this board ideal in windy locations. Target area is not perforated for increased visibility.



1260B PLAYGROUND MARKED STEEL BASKETBALL BACKBOARD \$668
1260 UNMARKED STEEL BASKETBALL BACKBOARD \$649
 Constructed with an integral reinforcing steel channel on reverse side for mounting and increased board support, the 1260B steel rectangular backboard stands up against rugged playground use. The 42" x 60" white powder-coated backboard with orange border and shooters square features key slot mounting configuration, allowing for safe basketball rim replacement. Recommended Play Level: NRSA, Recreation, Youth

Strongest board option for outdoor use and heavy play environments

1272B PLAYGROUND FULL SIZED MARKED STEEL BASKETBALL BACKBOARD \$783
 SAME AS THE 1260. SIZE 42" x 72" white powder-coated board



PKLXP10PS \$927
 Take the guessing out of configuring the basketball backboard and rim combinations with gymnasium packages. The PKLXP10PS basketball court package meets budgetary requirements. Sporting regulation glass 42" x 72" AFRG42E glass backboard, the flex scholastic 1000 rim and PSCE padding - the court package completes any K-12 play level setting.

Budget-friendly package or non-competition play. Glass board carries a 10-year limited warranty

ECONOMY GOOSENECK PACKAGES

DURABLE PLAYGROUND SET-UPS AT AN AFFORDABLE PRICE. These packages feature our 3 1/2" O.D. gooseneck. Choose one of the following; aluminum, steel or acrylic backboard.



PK3505

PK3505 3 1/2" O.D. Unbraced Front Mount Gooseneck Post, 3' Extension Arm, 36 1/2" X 54" Unpainted Aluminum Fan-Shape Backboard, 39WO Single Rim Goal with Nylon Net. \$687

PK3510 3 1/2" O.D. Unbraced Front Mount Gooseneck Post, 3' Extension Arm, 35" X 54" White Powder Coated Aluminum Fan-Shape Backboard, 39WO Single Rim Goal with Nylon Net. \$707

PK3535 3 1/2" O.D. Front Mount Gooseneck Post with Braces, 3' Extension Arm, 35" X 54" White Powder Coated Aluminum Fan-Shape Backboard, with Target and Border, 39WO Single Rim Goal with Nylon Net. \$783

PK3540 3 1/2" O.D. Front Mount Gooseneck Post with Braces, 3' Extension Arm, 35" X 54" White Powder Coated Steel Fan-Shape Backboard with Target, 39WO Single Rim Goal with Nylon Net. \$954

PK3530 3 1/2" O.D. Front Mount Gooseneck Post with Braces, 3' Extension Arm, 36" X 48" Acrylic Rectangular Backboard, 726 Titan Front Mount Break-away Single Goal with Nylon Net. \$1,145

PK3515 3 1/2" O.D. Unbraced Rear Mount Gooseneck Post, 3' Extension Arm, 35" X 54" White Powder Coated Steel Fan-Shape Backboard, 66T Rear Mount Goal with Nylon Net. \$935

PK3545 3 1/2" O.D. Rear Mount Gooseneck Post with Braces, 3' Extension Arm, 35" X 54" White Powder Coated Steel Fan-Shape Backboard, 66T Rear Mount Single Goal with Nylon Net. \$935



STANDARD GOOSENECK PACKAGES



PK4540

STANDARD 4 1/2" GOOSENECK PACKAGES featuring our bestselling 4 1/2" O.D. GALVANIZED GOOSENECK POST WITH 4' EXTENSION to allow for safe play. Choose from several 4 1/2" gooseneck packages with a variety of board and goal styles to fit your playground needs.

PK4500 4 1/2" O.D. Front Mount Gooseneck Post, 4' Extension Arm, 36 1/2" X 54" White Powder Coated Aluminum Backboard, with 240 Double Rim. \$683

PK4565 4 1/2" O.D. Front Mount Gooseneck Post with Braces, 4' Extension Arm, 36 1/2" X 54" White Powder Coated Aluminum Fan-Shape Backboard with Target and Border, 240 Double Rim Goal with Nylon Net. \$1,030

PK4540 4 1/2" O.D. Front Mount Gooseneck Post with Braces, 4' Extension Arm, 35" X 54" White Powder Coated Steel Fan-Shape Backboard with Target only, 240 Double Rim Goal with Nylon Net. \$1,202

PK4560 4 1/2" O.D. Front Mount Gooseneck Post with Braces, 4' Extension Arm, 42" X 60" White Powder Coated Steel Rectangular Backboard with Target and Border, 240 Double Rim Goal with Nylon Net. \$1,373



PK4560

HEAVY DUTY GOOSENECK PACKAGES



Featuring our MASSIVE 5 9/16" O.D. HEAVY WALL (SCHEDULE 40) GALVANIZED GOOSENECK POST WITH 6' EXTENSION for safe play, and a V-brace for extra board stability. Pick one of our durable steel, glass, or acrylic boards along with one of our rugged playground rims to complete your heavy-duty playground gooseneck system.

PK6015 5 9/16" O.D. Front Mount Gooseneck Post with Braces, 6' Extension Arm, 42" X 60" White Powder Coated Steel Rectangular Backboard with Target and Border, 7550 Titan Double Rim Goal with Nylon Net. \$1,983

PK6005 5 9/16" O.D. Front Mount Gooseneck Post with Braces, 6' Extension Arm, 42" X 72" White Powder Coated Steel Rectangular Backboard with Target and Border, 7550 Double Rim Goal with Nylon Net. \$2,097

PK6025 5 9/16" O.D. Front Mount Gooseneck Post with Braces, 6' Extension Arm, 42" X 60" Glass Rectangular Backboard, 5500 Double Rim Breakaway Goal with Nylon Net. \$2,231

PK6040 5 9/16" O.D. Front Mount Gooseneck Post with Braces, 6' Extension Arm, 42" X 72" Acrylic Rectangular Backboard, 5500 Double Rim Breakaway Goal with Nylon Net. \$2,022



GP100 SERIES ENDURANCE PLAYGROUND SYSTEMS

GP105S72 6" Square Post, Powder Coated Black over Hot-Dipped Galvanized Steel, 5' Extension Arm with 42" x 72" White Powder Coated Steel Rectangular Backboard with Target and Border, 8550 Double Rim Goal with nylon net. \$2,250

GP105S60 6" Square Post, Powder Coated Black over Hot-Dipped Galvanized Steel, 5' Extension Arm with 42" X 60" White Powder Coated Steel Rectangular Backboard with Target and Border, 8550 Double Rim Goal with nylon net. \$2,211

GP106S72 6" Square Post, Powder Coated Black over Hot-Dipped Galvanized Steel, 6' Extension Arm with 42" X 72" White Powder Coated Steel Rectangular Backboard with Target And Border, 8550 Double Rim Goal with nylon net. \$2,326

GP106S60 6" Square Post, Powder Coated Black over Hot-Dipped Galvanized Steel, 6' Extension Arm with 42" X 60" White Powder Coated Steel Rectangular Backboard with Target and Border, 8550 Double Rim Goal with nylon net. \$2,288

ADJUSTABLE STRAIGHT POST PACKAGES

Ideal for playground settings in which many ages will play. All of our straight posts have extension arms which easily adjust in height from 7' to 10' for all ages.

3 1/2" STRAIGHT POST PACKAGES

PK3511 3 1/2" O.D. Front Mount Adjustable Straight Post, 3' Extension Arm, 36 1/2" X 54" White Powder Coated Aluminum Fan Shape Backboard, 39WO Single Rim Goal with nylon net \$820

PK3531 3 1/2" O.D. Front Mount Adjustable Straight Post, 3' Extension Arm, 36" X 48" Acrylic Rectangular Backboard, 726 Titan Single Rim Breakaway Goal with nylon net. \$1,221

4 1/2" STRAIGHT POST PACKAGES

PK4541 4 1/2" O.D. Front Mount Adjustable Straight Post, 4' Extension Arm, 36 1/2" X 54" White Powder Coated Aluminum Fan Shape Backboard with Target and Border, 240 Double Rim Goal with nylon net. \$1,430

PK4551 4 1/2" O.D. Front Mount Adjustable Straight Post, 4' Extension Arm, 42" X 60" White Powder Coated Steel Rectangular Backboard with Target and Border and 240 Double Rim Goal with nylon net. \$1,430

5 9/16" & 6 5/8" STRAIGHT POST PACKAGES

PK6091 5 9/16" O.D. Front Mount Adjustable Straight Post, 5' Extension Arm, 42" X 72" Glass Rectangular Backboard, 5500 Double Rim Breakaway Goal with nylon net. \$2,726

PK6010 6 5/8" O.D. Front Mount Adjustable Straight Post, 6' Extension Arm, 42" X 72" White Powder Coated Steel Rectangular Backboard with Target and Border, 7550 Titan Double Rim Goal with nylon net. \$2,822



PORTABLE BENCHES & FRAMES

Our portable benches are 2 3/8" O.D. galvanized tube with 1 1/16" cross brace. To guard against up ending or tipping, end overhang is only 6". 15' Benches have 3 legs and are only available with 2" x 10" planks.

FRAME ONLY BENCH WITH BACK (Hardware included)

2PG2-6	2 leg frame 6'	\$301
2PG2-8	2 leg frame 8'	\$274
2PG3-15	3 leg frame 15'	\$457

FRAME ONLY BENCH WITHOUT BACK (Hardware included)

2PGL2-6	2 leg frame 6'	\$210
2PGL2-8	2 leg frame 8'	\$203
2PGL3-15	3 leg frame 15'	\$340



62PGL-P	6' ACQ treated Pine 2x10" planks	\$287
82PGL-P	8' ACQ treated Pine 2x10" planks	\$265
152PGL-P	15' ACQ treated Pine 2x10" planks	\$475



62PGL-A	6' Aluminum 2x10" planks	\$302
82PGL-A	8' Aluminum 2x10" planks	\$334
152PGL-A	15' Aluminum 2x10" planks	\$561



62PG-P	6' ACQ treated Pine 2x10" planks	\$371
82PG-P	8' ACQ treated Pine 2x10" planks	\$404
152PG-P	15' ACQ treated Pine 2x10" planks	\$717



62PG-A	6' Aluminum 2x10" planks	\$489
82PG-A	8' Aluminum 2x10" planks	\$529
152PG-A	15' Aluminum 2x10" planks	\$889
212PG-A	21' Aluminum 2x10" planks	\$1,221



62PG-PS	6' ACQ treated Pine 2x4" slats	\$427
82PG-PS	8' ACQ treated Pine 2x4" slats	\$533



62PG-A	6' Aluminum 2x4" slats	\$489
82PG-A	8' Aluminum 2x4" slats	\$529



62PGL-RRP	6' Recycled Plastic 2x10" planks	\$433
82PGL-RRP	8' Recycled Plastic 2x10" planks	\$604

8' comes with 3 legs

62PG-RRP	6' Recycled Plastic 2x10" planks	\$667
82PG-RRP	8' Recycled Plastic 2x10" planks	\$947

8' comes with 3 legs

62PG-RPS	6' Recycled Plastic 2x4" slats	\$1,147
82PG-RPS	8' Recycled Plastic 2x4" slats	\$1,438

8' comes with 3 legs

Brown
Cedar
Gray



STATIONARY BENCHES & FRAMES



62SGL-A	6' Aluminum 2x10" planks	\$254
82SGL-A	8' Aluminum 2x10" planks	\$279
152SGL-A	15' Aluminum 2x10" planks	\$446



62SG-A	6' Aluminum 2x10" planks	\$448
82SG-A	8' Aluminum 2x10" planks	\$493
152SG-A	15' Aluminum 2x10" planks	\$888
212SG-A	21' Aluminum 2x10" planks	\$1,111



62SGL-P	6' ACQ treated Pine 2x10" planks	\$216
82SGL-P	8' ACQ treated Pine 2x10" planks	\$229
152SGL-P	15' ACQ treated Pine 2x10" planks	\$383



62SG-P	6' ACQ treated Pine 2x10" planks	\$339
82SG-P	8' ACQ treated Pine 2x10" planks	\$366
152SG-P	15' ACQ treated Pine 2x10" planks	\$632

Stationary benches are 2 3/8 inch O.D. galvanized tube with stationary leg style to allow for permanent installation.

These benches are perfect for indoor or outdoor use. Great for parks, locker rooms, ball diamonds, soccer fields, etc.

Post-consumer waste plastic in 2 x 10 or 2 x 4 inch sizes. Will be reinforced with steel ribs or supplied with 3 legs to prevent sag.

FRAME ONLY BENCH WITHOUT BACK
(Hardware included)

2SGL2-6	2 leg frame 6'	\$149
2SGL2-8	2 leg frame 8'	\$149
2SGL3-15	3 leg frame 15'	\$239

FRAME ONLY BENCH WITH BACK
(Hardware included)

2SG2-6	2 leg frame 6'	\$244
2SG2-8	2 leg frame 8'	\$244
2SG3-15	3 leg frame 15'	\$366



62SG-PS	6' ACQ treated Pine 2x4" slats	\$395
82SG-PS	8' ACQ treated Pine 2x4" slats	\$495



62SG-A	6' Aluminum 2x4" slats	\$448
82SG-A	8' Aluminum 2x4" slats	\$493



62SGL-RRP	6' Recycled Plastic 2x10" planks	\$384
	Comes with 2 Legs	
82SGL-RRP	8' Recycled Plastic 2x10" plank	\$487
	8' Comes with 3 Legs	

62SG-RRP	6' Recycled Plastic 2x10" planks	\$635
	Comes with 2 Legs	
82SG-RRP	8' Recycled Plastic 2x10" planks	\$874
	Comes with 3 Legs	
62SG-RPS	6' Recycled Plastic 2x4" slats	\$1,105
	Comes with 2 Legs	
82SG-RPS	8' Recycled Plastic 2x4" slats	\$1,356
	Comes with 3 Legs	

Brown	
Cedar	
Gray	



TABLES WITH BOLTED FRAMES

AMERICA'S FINEST!

THE "J2" SERIES FRAME

- Can be purchased as frame set only, including hardware, or with your choice of planking to make a complete table.
- 2 3/8" O.D. schedule 40 pipe that is hot dip galvanized after fabrication.
- Center cleat holds top level and the 1 5/16" O.D. cross braces stabilize this extra heavy frame. Convenient walk-thru design and welded rigidity can stand up to rough use.
- Wheelchair accessible model has 8' top (centered) and 6' seats.
- Hardware included for wood.
- Standard Frame Finish is galvanized ("G" in model no.). Change it to "C" for a black coated frame.

J2G-6	FRAME ONLY for 6' table	\$463
J2G-8	FRAME ONLY for 8' table	\$463
J2G-12	FRAME ONLY for 12' table	\$685



6J2GA	6'	Aluminum	\$1,014
8J2GA	8'	Aluminum	\$1,154
12J2GA	12'	Aluminum	\$1,674



6J2GW	6'	ACQ Treated Pine	\$692
8J2GW	8'	ACQ Treated Pine	\$753
12J2GW	12'	ACQ Treated Pine	\$1,382



6J2GF	6'	Fiberglass	\$2,161
8J2GF	8'	Fiberglass	\$2,558



6J2CRRP	6'	Recycled Plastic	\$1,511
8J2CRRP	8'	Recycled Plastic	\$1,953




PORTABLE BENCH FRAMES



2PG2-6	2 leg frame 6'	\$269
2PG2-8	2 leg frame 8'	\$274
2PG3-15	3 leg frame 15'	\$454



TABLES WITH BOLTED FRAMES



68BG Frame only for 6' or 8' tables \$294



6BGA 6' Aluminum \$944
8BGA 8' Aluminum \$976



6BGW 6' ACQ Treated Pine \$537
8BGW 8' ACQ Treated Pine \$622



6BGF 6' Fiberglass \$1,813
8BGF 8' Fiberglass \$2,377



6BGRRP 6' Recycled Plastic \$1,286
8BGRRP 8' Recycled Plastic \$1,819

**YOU SUPPLY
THE WOOD!
Don't Waste
MONEY Shipping
Lumber Around
the Country!
SUPPORT
YOUR LOCAL
BUSINESSES**

ECONOMICAL THE "BG" MODEL

- 1 5/8" O.D. galvanized high strength tube.
- The extra wide base design gives added tip resistance.
- Cross braces are 1 5/16" O.D. galvanized tube.
- Hardware included for wood.



STATIONARY BENCH FRAMES

are 2 3/8" O.D. galvanized tube with stationary leg style to allow for permanent installation. These benches are perfect for indoor or outdoor use. Great for parks, locker rooms, ball diamonds, soccer fields, etc. (Hardware included for wood)



2SG2-6 2 leg frame 6' \$244
2SG2-8 2 leg frame 8' \$244
2SG3-15 3 leg frame 15' \$366

BLEACHERS

**5, 8, 10 & 15 Rows
Available in many
different lengths, &
seating capacities.**



CURRENTLY NOT ADA COMPLIANT?

Add ADA seating to existing

Non-compliant bleachers as Featured Dec. '14
Athletic Business

LOCAL CODE MAY REQUIRE

-OPTIONAL ADA SPACES

-OPTIONAL AISLES

5 ROW BASIC MODEL

**NO GUARDRAILS NO DOUBLE FOOT
BOARD & RISERS**

#= SPECIFY FRAME METAL

A=ALUMINUM

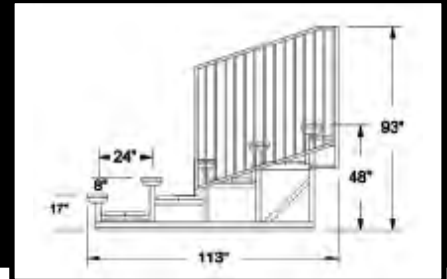
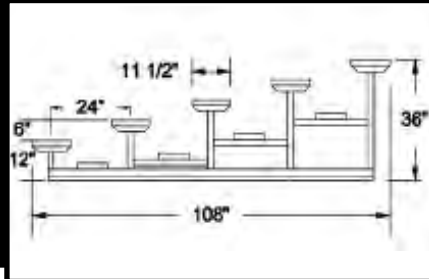
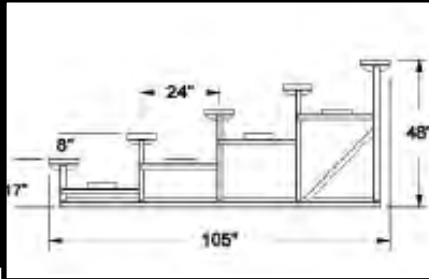
STRONG 2" X 2" X 3/16" ANGLES & CHANNELS

G=GALVANIZED

1 3/4" X 1 3/4" X 2" X 2" X 3/16" ANGLES

5 ROW STANDARD 8" RISE BLEACHERS

**INCLUDES SAFE VERTICAL BAR
GUARD RAILS, DOUBLE FOOT
BOARDS & RISERS THAT MEET THE
4" GUIDELINES.**



5 ROW 8" RISE BLEACHERS- NO RAILS & 1 FOOT BOARD

MODEL	SEAT PLANK
BL#5A15	2X10 SEAT PLANK, 15'
BL#5A21	2X10 SEAT PLANK, 21'
BL#5A27	2X10 SEAT PLANK, 27'
BL#5VP15	PLASTISOL, 2X10 SEAT PLANK, 15'
BL#515	FRAME ONLY, INCL. HARDWARE

5 ROW 6" LOW RISE BLEACHERS- NO RAILS & 1 FOOT BOARD

MODEL	SEAT PLANK
BLR#5A15	2X10 SEAT PLANK, 15'
BLR#5A21	2X10 SEAT PLANK, 21'
BLR#5A27	2X10 SEAT PLANK, 27'
BLR#5VP15	PLASTISOL, 2X10 SEAT PLANK, 15'
BLR#515	FRAME ONLY, INCL. HARDWARE

MODEL	SEAT PLANK
BL#5A15V4F4	2X10 SEAT PLANK, 15'
BL#5A21V4F4	2X10 SEAT PLANK, 21'
BL#5A27V4F4	2X10 SEAT PLANK, 27'
BL#5VP15V4F4	PLASTISOL, 2X10 SEAT PLANK, 15'
BL#515V4	FRAME ONLY, INCL. HARDWARE
48AHR	48" AISLE & HANDRAIL
36A	36" AISLE (15' ONLY)



10 ROW STANDARD 8" RISE BLEACHERS

**CUSTOM ADA RAMPS
FREE QUOTES
CALL OR CLICK
TODAY!**



5 ROW STANDARD 8" RISE BLEACHERS

JIFFY MOVER SYSTEM

Crank-up unit is fast and easy to use
for just one person. Special care has
gone into the Jiffy design to reduce the
tongue weight for easier maneuvering
by hand if needed. Top recommended
speed is 5 mph.

JIF51521	5 ROW 15' & 21' LONG	\$2,623
JIF527	5 ROW 27' LONG	\$2,688
JIF815	8 ROW 15' LONG	\$4,778
JIF821	8 ROW 21' LONG	\$4,688
JIF827	8 ROW 27' LONG	\$4,924
JIF1015	10 ROW 15' LONG	\$5,623
JIF1021	10 ROW 21' LONG	\$5,770
JIF1027	10 ROW 27' LONG	\$5,970

*Tongue
telescopes
out of the
way to
avoid
hazards.*



*These are part of the
frame and can not be
used on more than one
bleacher.*

**SIMPLY THE BEST WAY FOR ONE
PERSON TO MOVE A BLEACHER IN
ABOUT 10 MINUTES. MUST BE PUR-
CHASE AT THE TIME OF BLEACHER**

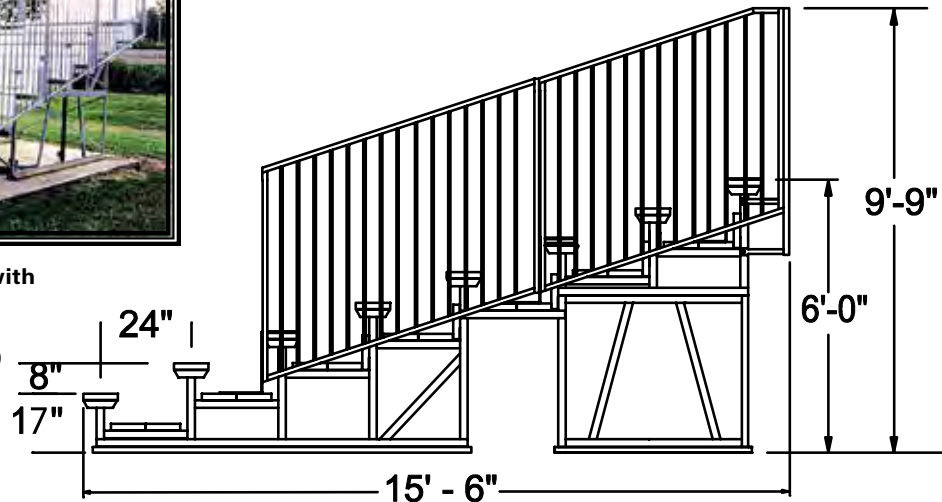




BLEACHERS

These bleachers come with

- double foot boards
 - risers (F4)
 - 4" vertical railings (V4)
- STD 8" RISE
2"X10" SEATS



8 ROW GALVANIZED FRAME BLEACHERS

Aluminum 2 X 10 Seat Plank *includes hardware

Model #	Rows	Length	Seats	
BLG8A15V4F4	8	15'	80	\$14,449
BLG8A21V4F4	8	21'	112	\$18,463
BLG8A27V4F4	8	27'	144	\$22,577
BLG815V4	8	15'	Frame Only*	\$8,318

8 ROW ALUMINUM FRAME BLEACHERS

Aluminum 2 X 10 Seat Plank *includes hardware

Model #	Rows	Length	Seat	
BLA8A15V4F4	8	15'	80	\$12,675
BLA8A21V4F4	8	21'	112	\$16,162
BLA8A27V4F4	8	27'	144	\$20,059
BLA815V4	8	15'	Frame Only*	\$7,292

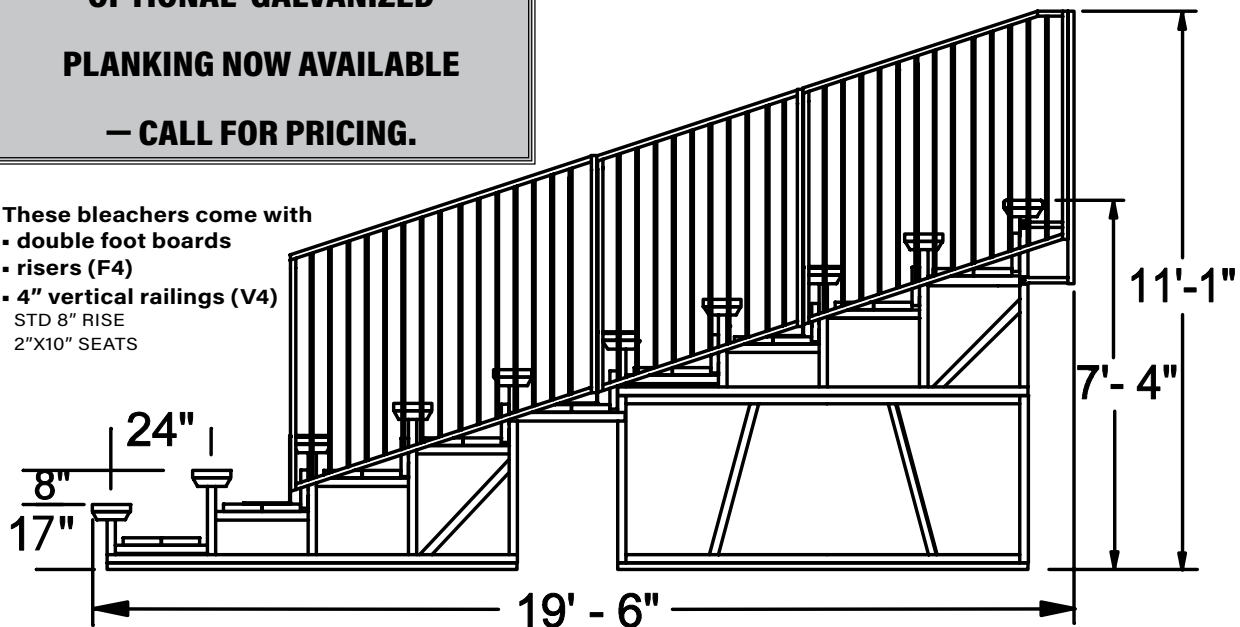
WHEN ORDERING BLEACHERS

or other equipment we advise that you check your local requirements for such things as aisles, guardrails, ADA or other requirements. *Building codes may vary by year written and by group who issues them (IC, UBC, BOCA, NFPA, etc.).*

**OPTIONAL GALVANIZED
PLANKING NOW AVAILABLE**
— CALL FOR PRICING.

These bleachers come with

- double foot boards
 - risers (F4)
 - 4" vertical railings (V4)
- STD 8" RISE
2"X10" SEATS



10 ROW GALVANIZED FRAME BLEACHERS

Aluminum 2 X 10 Seat Plank *includes hardware

Model #	Rows	Length	Seats	
BLG10A15V4F4	10	15'	100	\$17,450
BLG10A21V4F4	10	21'	140	\$22,784
BLG10A27V4F4	10	27'	180	\$29,003
BLG1015V4	10	15'	Frame Only*	\$10,362

10 ROW ALUMINUM FRAME BLEACHERS

Aluminum 2 X 10 Seat Plank *includes hardware

Model #	Rows	Length	Seats	
BLA10A15V4F4	10	15'	100	\$15,571
BLA10A21V4F4	10	21'	140	\$20,323
BLA10A27V4F4	10	27'	180	\$26,648
BLA1015V4	10	15'	Frame Only*	\$9,408

SHADE



RECTANGLE HIP

RECTANGLE HIP

MOST VERSATILE

Standard Rectangle Hip shades are 8' in height, include a Glide Elbow fabric release, and are in-ground mounted.

SIZE	PRODUCT #		20' X 30'	RD203008IG	\$7,831
10' X 15'	RD101508IG	\$4,673	20' X 38'	RD203808IG	\$10,915
10' X 20'	RD102008IG	\$5,144	24' X 40'	RD244008IG	\$10,873
15' X 25'	RD152508IG	\$5,841	28' X 38'	RD283808IG	\$12,038



MULTI-DOME HIP

Multi-Domes - a series of hip end shades that share posts - are a great solution for sports complex seating and parking lots. Multi-Dome shades are an economical way of shading a very large area. To ensure uniform tension throughout your Standard Hip Shade canopy, we may design a Multi-Dome should the length to width ratio of your shade structure require it.

If a requested dome foots size has a length to width ratio at or greater than 2:1 we will often break up your canopy into multiple domes. For example, a 20 x 40 rectangular hip shade would be better served by having 6 columns and two canopies (domes).

Quick Highlights:

- 8 ft., 10 ft., 12 ft. Entry Heights
- Surface or In-Ground Mount
- With or Without Glide Elbow
- Traditional Shade Fabric

CALL FOR QUOTE



MULTI-DOME-HIP

HEXAGON-HIP-SHADE

Our Hexagon Hip Shade structures feature a six-column design with a canopy tensioned over a hip and ridge frame. These shades are an affordable option for park, school, and church landscapes.

Quick Highlights:

- Available in 2-Foot Increments from 20 ft. to 40 ft.
- 8 ft., 10 ft., 12 ft. Entry Heights
- Surface or In-Ground Mount
- With or Without Glide Elbow (up to 30 ft.)
- Available with Wind Load Speeds of 93 (Standard) or 105 (Upgraded) MPH
- Traditional Shade Fabric

CALL FOR QUOTE



HEXAGON HIP

SQUARE HIP END SHADE

Hip shade structures provide protection for nearly any application as they are the most versatile shade on the market. No matter if you're shading a playground or park picnic area, hip end shades help provide protection from the sun's heat and harmful UV rays.

Choose from surface or in-ground mounting and with or without our Glide Elbow mechanism for quick and easy shade fabric installation and removal. Hip end shades are available in 8', 10', and 12' eave heights and your choice of frame and fabric color.

Quick Highlights:

- Available in Two-Foot Increments from 10 ft. to 60 ft.
- 8 ft., 10 ft., 12 ft. Standard Entry Heights (Custom Heights Available)
- Surface or In-Ground Mount
- With or Without Glide Elbow Up to 1,000 Square Foot
- Available with Wind Load Speeds of 105 MPH with Canopy Removed
- Traditional Shade Fabric
- 20' x 20' Available for Quick Ship

CALL FOR QUOTE



SQUARE-HIP-END



With the growing awareness of the risk of skin cancer due to sun exposure, commercial playgrounds are increasingly being designed with a focus on utilizing sun shade, either natural or artificial. When selecting the site for your future playground, it is important to consider how your location will be affected by sun exposure.





One of the most affordable canopy styles, the modular playground shade is a great option for incorporating shade directly into a new or existing playground structure. These are great in that they don't require engineering or permitting, and are considerably less expensive to install as they do not require a footing.



SHADE

MODULAR OCTAGON

MODUCT

Our Modular Octagon Shade is great for shading large playgrounds of multiple sizes. Available for octagonal deck configurations with eight columns, and smaller square decks with four columns. Offered exclusively with our Glide Elbow. Our modular shade line is a great option for adding sun protection to existing playgrounds without disturbing the site with traditional shade structures which require permitting, surfacing removal, large footings, and complete assembly. Offered in many fabric color options.

Quick Highlights:

- Size: 14 ft. 4 in.
- Available for 48 in. x 48 in. Decks
- Fits 5 in. Posts
- Available Only with Glide Elbow
- Traditional Shade Fabric

CALL FOR QUOTE



QUADSAIL

MODQUAD

The Modular Quad Sail is available exclusively with our Glide Elbow mechanism to make installing and removing the playground shade a breeze. Shade posts fit all traditional 3.5 in. and 5 in. diameter playground posts. Our modular shade line is a great option for adding sun protection to existing playgrounds without disturbing the site with traditional shade structures which require permitting, surfacing removal, large footings, and complete assembly.

CALL FOR QUOTE



TRIANGLE SAIL

TRSASH

Our Triangle Sail encourages customers to get creative with the triangle shape and allows us to work together to create custom shade solutions that fit your space.

Triangular sails are 3-sided shade canopies that are attached to columns or wall brackets. They can be configured by using a single sail or designed to incorporate numerous sail shades using multiple columns and connection points. By using differing attachment elevations between numerous sails, you can create beautiful architectural design elements that will enhance the space.

Quick Highlights:

- 8 ft., 10 ft., 12 ft. Entry Heights
- Surface or In-Ground Mount
- Traditional or Dual Color Shade Fabric

CALL FOR QUOTE



HYPERBOLIC SAILS

HYSA

Hyperbolic Sails are four-sided sails that use differing attachment elevations to form a three-dimensional canopy profile. These shade sails work great for both small and large activity areas as they are practical and simple.

Hyperbolic Sails are four-sided sails that use differing attachment elevations to form a three-dimensional canopy profile. On a typical Hyperbolic Sail, the canopy will have two high elevation connections on diagonal opposites and two low elevation connections on diagonal opposites, giving the canopy a twisted look. Hyperbolic Sails offer an architectural spin on traditional triangular sails and can be used to create beautiful and functional spaces. Sails should be limited to 35 ft. x 35 ft. but can be manipulated into a variety of smaller square and rectangular sizes.

Quick Highlights:

- 8 ft., 10 ft., 12 ft. Entry Heights
- Surface or In-Ground Mount
- Traditional or Dual Color Shade Fabric

CALL FOR QUOTE



TOILET PAPER HOLDERS



TP-4



MTP-1



RESTRICTER BAR
No more wasted paper!
This Restrictor Bar fits all of our dispensers and keeps standard tissue rolls from spinning freely. Specify number of rolls when ordering.

RESTRICTER \$20
(

• ANGLE PREVENTS CLIMBING OR STOMP DAMAGE



CTP-2

• COVER PROVIDES SPLASH PROTECTION FOR PAPER.



STP-2

Available in
1,2,3, or 4 roll

DIFFERENT COMBINATIONS TO SERVE YOUR NEEDS:

CTP DISPENSER WITH COVER ONLY:

		Stock #	
1 Roll	5 5/8" dispenser with front cover	CTP-1	\$120
2 Roll	10 1/4" dispenser with front cover	CTP-2	\$133
3 Roll	15 5/8" dispenser with front cover	CTP-3	\$146
4 Roll	20" dispenser with front cover	CTP-4	\$159

STP DISPENSER WITH ANGLE ONLY:

1 Roll	5 5/8" dispenser with 45° lid	STP-1	\$110
2 Roll	10 1/4" dispenser with 45° lid	STP-2	\$123
3 Roll	15 5/8" dispenser with 45° lid	STP-3	\$136
4 Roll	20" dispenser with 45° lid	STP-4	\$150

MTP DISPENSER WITH ANGLE AND COVER:

1 Roll	5 5/8" disp. with 45° lid, front cover	MTP-1	\$166
2 Roll	10 1/4" disp. with 45° lid, front cover	MTP-2	\$179
3 Roll	15 5/8" disp. with 45° lid, front cover	MTP-3	\$193
4 Roll	20" disp. with 45° lid, front cover	MTP-4	\$207

Standard Dispensers

	Lengths	Stock#	
1 Roll	5 5/8"	TP-1	\$67
2 Roll	10 1/4"	TP-2	\$77
3 Roll	15 5/8"	TP-3	\$90
4 Roll	20"	TP-4	\$109
Replacement Tube		TP-TUBE	\$24

Narrow Tube for small diameter TP roll (not pictured) available by request. Locks and Clips sold Separately



MASTERLOCKS
(keyed alike)
TP-LOCK
\$20



TP-CLIP \$4

Our TP-Dispensers are made of

Heavy gauge rust proof 304 stainless steel with no moving parts, So you are assured of many years of service with little or no maintenance.

They're easy to install, clean and refill, and you have a choice of our 1, 2, 3, or 4 roll models!

Our tough-built stainless steel TP-Dispensers are hard to scratch or dent and are pilfer-proof when teamed with a sturdy Master Lock. If value, not vandalism is a concern, try the handy TP-Clip.

DIAPER CHANGING STATION

	Height	Width	Depth	
	24.75"	33.5"	3.94"	
SSC-4300	Ivory			\$264
SSC-4301	Powder Gray			\$264
SSC-4304	White			\$264
SSC-4318	Speckled Gray			\$307



EASY REACHER PICK-UP TOOL

		Toilet Size	
20S	20"		\$14
32S	32"	Standard Size	\$16
40S	40"	Tractor Size	\$19



PARKING STOPS

Dress up the appearance of your parking lot. Parking Stops never need painting and the rebar fasteners are included.

PMP-1003	3' Parking Stop	\$53
PMP-1004	4' Parking Stop	\$66
PMP-1006	6' Parking Stop	\$95

Colors: Yellow-(C080), White-(C070)
Gray-(C050), Blue-(C020) Black-(C010)



SPEED BUMPS

Slowing down cars is easy with these speed bumps. Easy to install with lag bolts.

PMP-2004	4' Speed Bump	\$95
PMP-2006	6' Speed Bump	\$132
PMP-2009	9' Speed Bump	\$164

Color: Safety Yellow

ESTATE FLAG POLE - EXTERNAL HALYARD

External halyard system utilizes the traditional method of raising and lowering the flag which is visible from the outside and is secured in place by wrapping around a cleat fastened to the shaft at 5 feet above grade. Estate flagpoles are ideal for home or small business locations.

- One halyard
- Revolving single sheave truck assembly
- Gold anodized aluminum ball top
- Chrome snap hooks necessary to fly one flag
- Heavy duty (PVC) ground socket and installation instructions



Model	Height Above Ground	Overall Shaft Length	Wall Thickness	Ball Dia.	# Of Sections	Max Rec. Flag Size (sold separately)	
KPE15	18 ft.	17 ft.3"	.125"	3"	1	3X5 ft.	\$814
KPE20	20ft.	22 ft.	.125"	3"	1	4X6 ft.	\$961
KPE25	25 ft.	27.5ft.3"	.125"	3"	1	5X6 ft.	\$1,119

CONTINENTAL FLAG POLE - EXTERNAL HALYARD

External halyard system utilizes the traditional method of raising and lowering the flag which is visible from the outside and is secured in place by wrapping around a cleat fastened to the shaft at 5 feet above grade. Continental flagpoles utilizes seamless 6063-T6 aluminum tubing. Designed to be architecturally pleasing.

- One halyard
- Revolving single sheave truck assembly
- Gold anodized aluminum ball top
- Chrome snap hooks necessary to fly one flag
- Galvanized steel ground socket and installation instructions



Model	Height Above Ground	Overall Shaft Length	Wall Thickness	Ball Dia.	# Of Sections	Max Rec. Flag Size (sold separately)	
KPC20	20 ft.	23 ft.	.125"	4"	1	4x6 ft.	\$1,485
KPC25	25 ft.	27 ft.	.125"	4"	1	5x8 ft.	\$1,811
KPC30	30 ft.	33 ft.	.125"	5"	1	6x10ft.	\$3,515

SENTRY FLAG POLE - INTERNAL HALYARD

Internal halyard systems differ from the normal external system in that the flag is raised inside the shaft of the flagpole. This is a great security system and protects the flag from unwanted tampering. Sentry flagpoles come with an internally mounted "cam-action" cleat system inside a heavily reinforced access door.

- One halyard
- Revolving single sheave truck assembly
- Gold anodized aluminum ball top
- Chrome snaps
- Counterweight
- Retainer ring necessary to fly one flag
- Aluminum flash collar



Model	Height Above Ground	Overall Shaft Length	Wall Thickness	Ball Dia.	# Of Sections	Max Rec. Flag Size (sold separately)	
KPS20	20 ft.	23 ft.	.125"	5"	1	4x6 ft.	\$2,750
KPS25	25 ft.	27 ft.	.125"	4"	1	5x8 ft.	\$3,016
KPS30	30 ft.	33 ft.	.125"	5"	1	6x10 ft.	\$3,872




FLAGS AND FLAG POLES



REINFORCED POLYESTER FLAGS

Our flags are made with a heavy grade 2-ply 100% polyester fabric. These flags were developed for people looking for strength and wearing qualities. Ideal for flags flown daily in high wind areas.

Model	Size	
KPFLAG35	3x5 ft.	\$73
KPFLAG46	4x6 ft.	\$96
KPFLAG58	5x8 ft.	\$151
KPFLAG59	6x9 ft.	\$186
KPFLAG610	6x10 ft.	\$207



BIKE RACKS

- Super heavy duty
- Schedule 40 pipe
- Custom colors are available
- Choose either a hot-dip galvanized finish, or powder coated
- Comes as either an in-ground mount or with flanges for surface mounting.

"J" Style Bike Racks

1052	5' galvanized, 8 spaces	\$773
1052C	5' powder coated, 8 spaces	\$1,039
1082	8' galvanized, 14 spaces	\$844
1082C	8' powder coated, 14 spaces	\$1,056
1102	10' galvanized, 18 spaces	\$822
1102C	10' powder coated, 18 spaces	\$1,215
1162	16' galvanized, 28 spaces	\$1,622
1162C	16' powder coated, 28 spaces	\$1,992
1202	20' galvanized, 36 spaces	\$2,055
1202C	20' powder coated, 36 spaces	\$2,717
1100	Anchor	\$38

"A" Style Bike Racks

5052	5' galvanized, 8 spaces	\$758
5052C	5' powder coated, 8 spaces	\$920
5082	8' galvanized, 14 spaces	\$911
5082C	8' powder coated, 14 spaces	\$1,036
5102	10' galvanized, 18 spaces	\$1,032
5102C	10' powder coated, 18 spaces	\$1,292
5162	16' galvanized, 28 spaces	\$1,769
5162C	16' powder coated, 28 spaces	\$2,001
5202	20' galvanized, 36 spaces	\$2,011
5202C	20' powder coated, 36 spaces	\$2,511
1100	Anchor	\$38

"W" Style Bike Racks

7052	5' galvanized, 8 spaces	\$722
7052C	5' powder coated, 8 spaces	\$809
7082	8' galvanized, 14 spaces	\$874
7082C	8' powder coated, 14 spaces	\$928
7102	10' galvanized, 18 spaces	\$790
7102C	10' powder coated, 18 spaces	\$1,183
7162	16' galvanized, 28 spaces	\$1,706
7162C	16' powder coated, 28 spaces	\$833
7202	20' galvanized, 36 spaces	\$1,948
7202C	20' powder coated, 36 spaces	\$2,175
1100	Anchor	\$38



**MORE BIKE RACKS AT
SUMMITSUPPLYCOLO.COM**

1 5/8" O.D. LOOP STYLE BIKE RACK



G= GALVANIZED C=POWDER COATED
SM=SURFACE MOUNT IG=INGROUND

2 3/8" O.D. LOOP STYLE BIKE RACK



G= GALVANIZED C=POWDER COATED
SM=SURFACE MOUNT IG=INGROUND

Powder Coat Colors
Black
Red
Burgundy
Forest Green
Yellow
White
Tan

15"	3	611GIG	\$98	611GSM	\$203	611CIG	\$98	611CSM	\$203	15"	3	621GIG	\$200	621GSM	\$259	621CIG	\$200	621CSM	\$231
39"	5	613GIG	\$267	613GSM	\$340	613CIG	\$267	613CSM	\$340	71"	7	625GIG	\$672	625GSM	\$744	625CIG	\$672	625CSM	\$744
71"	7	615GIG	\$378	615GSM	\$451	615CIG	\$378	615CSM	\$451	88"	9	627GIG	\$860	627GSM	\$934	627CIG	\$860	627CSM	\$934
88"	9	617GIG	\$525	617GSM	\$597	617CIG	\$525	617CSM	\$597	113"	11	629GIG	\$1,004	629GSM	\$1,087	629CIG	\$958	629CSM	\$1,087



HORSESHOE STYLE BIKE RACK

- A stylish way to store bike racks at your school, business or park. Made of 2 3/8" OD Tube and 2 Bikes can be locked to it (1 each side)
- Powder Coat or Galvanized Finish
- Surface or In Ground Mounting

MHS2GSM	Galvanized Horseshoe Rack	\$413
MHS2CSM	Powder Coated Horseshoe Rack	\$413



POST HOOP BIKE RACK

- 4 1/2" Tube Pipe
- 3/4" Loops
- Base 3/8" thick flange
- Surface Mount or In-Ground Mount
- Powder Coated or Galvanized

MBB2GSM	Surface Mount Galvanized	\$436
MBB2CSM	Surface Mount Color Powder Coated	\$436
MBB2CIG	Inground Powder Coated	\$378
MBB2GIG	Inground Galvanized	\$378



LOW PROFILE

- Our low profile bike rack is a great option for outside schools or businesses.
- 1 1/16" OD 14 Gauge High Tensile Galvanized Frames
- Galvanized steel runners with "X" bracing
- Galvanized or Powder Coated
- Comes Portable, Anchor Bolts sold separately
- Choose 5' (6 Spaces) or 10' (12 Spaces)
- Economical and Maintenance Free

4052	5' 6 spaces Double Side	\$389
4052C	5' 6 spaces Double Side	\$553
4102	10' 12 spaces Double Side	\$776
4102C	10' 12 spaces Double Side	\$1,106
4100	Anchor Set	\$38



ZIG ZAG MESSAGE CENTER

Recycled plastic message center with six sides
hinges and shatter resistant doors:
PBMC3HD21G **\$5,153**

SMALL HINGED 20"W x 14"H	\$497-\$687
MEDIUM HINGED 33"W x 23"H	\$712-\$1,116
LARGE ZIG-ZAG HINGED 30-3/4"W x 48"H	\$4,122-\$5,153

Message centers are made from 100% recycled plastic with high-quality marine grade cork board display. These are great for indoor or outdoor use, with UV inhibitors that prevent colors from fading! All Hinged Centers come Complete with

- hinges
- a shatter resistant door,
- an over-sized viewing window,
- high quality cork, marine grade stainless steel
- a vandal resistant locking mechanism and
- Industry leading eco-durable recycled plastic, this is easily the best message center on the market



SLIDING DOOR OPTIONS

PBMCS1W	Sm Msg Ctr, 1 Side, Wall Mount	\$430
PBMCS1P	Sm Msg Ctr, 1 Side, w/Post	\$600
PBMCM1W	Med Msg Ctr, 1 Side, Wall Mount	\$610
PBMCM1P	Med Msg Ctr, 1 Side, w/Posts	\$987
PBMCM2P	Med Msg Ctr, 2 Sides, w/Posts	\$1,074
PBMCL1W	Lg Msg Ctr, 1 Side, Wall Mount	\$1,493
PBMCL1P	Lg Msg Ctr, 1 Side, w/Posts	\$1,461
PBMCL2P	Lg Msg Ctr, 2 Sides, w/Posts	\$1,245

Combine more than one to make custom entrances

MESSAGE CENTERS

Our Premium Quality Message Centers are

- **Weather resistant**
- **One sided with posts or wall mount**
- **Cedar or Green**
- **Hinges for an over-sized viewing window**
- **Shatter resistant clear plastic sheet**
- **Top quality marine grade cork**
- **Specially coated locking mechanism and keys included**
- **Posts are 4' x 4' resin wood board**
- **Plastic made with a Minimum 30% Recycled Plastic that is 100%**
- **Post-Consumer HDPE**

RECYCLED COLORS



GREEN CEDAR



Great for indoor or outdoor use!



SLIDING DOORS



PBMC1H \$497

HINGED DOORS



PBMC1HP \$687

Each unit can be purchased as wall mount or with 4" X 4" posts.

HINGED DOOR OPTIONS

PBMC1H	Sm Msg Ctr 1 Side, No Post, Wall Mount	\$497
PBMC1HP	Sm Msg Ctr 1 Side, w/Post	\$687
PBMC2H	Med Msg Ctr 1 Side, No Post, Wall Mount	\$712
PBMC2HP	Med Msg Ctr 1 Side, w/Posts	\$1,116
PBMC3HPZIG	Lg Msg Ctr 3 Sides, w/Posts	\$4,122
PBMC3HDPZIG	Lg Msg Ctr 6 Sides, w/Posts	\$5,153



DOG PARK



Beggin' For More

- Large area course- 35' x 64' recommended area
- Package includes Camel Hump Climber, Through the Tunnel, Home Sweet Home, Dog Log, Jump Through, Let's Rest, Walk the Plank, High Jump, Stepping Up, and Over and Under

RECF0020XX

\$21,247

Puppy Paradise

- Beginner course with Discounted package pricing
- 32' x 37' recommended area
- Package includes Jump Through, Stepping Up, Let's Rest Camel Hump Climber, Home Sweet Home, and Nice Turn

RECF0018XX

\$12,760



BEST IN SHOW PACKAGE
RECF0021XX
\$28,063

Dog Park equipment has become increasingly popular with community parks, neighborhoods and multi-family complexes being more and more dog friendly. No matter what size dog park you are planning we offer plenty of components to meet every need.




SMALL DOG PARK KIT

- Square Table with 4 Accessory Arms
- Dog Hurdle, Two Hoop Jump, Leash Post

DKT01-0-00-000

\$5,365



MEDIUM DOG PARK KIT

- Square Table with 4 Accessory Arms
- Dog Hurdle, Three Hoop Jump, Shaped Jump, Stepping Bone, Dog Crawl, Leash Post

DKT02-0-00-000

\$10,937



LARGE DOG PARK KIT

- Square Table with 4 Accessory Arms
- Dog Hurdle, Two Hoop Jump, Three Hoop Jump, Shaped Jump, Stepping Bone, Dog Crawl, Platform Climb, Leash Post

DKT03-0-00-000

\$15,226

Self contained unit with trash bin and dogi bags



DOGIPOT DOG VALET

"Dogipot" Dog Valet is a very durable, polyethylene container. Units are available in Forest Green with white lettering or Sand Beige with green lettering. Specify color when ordering. Unit size is 32"x19"x14"

Comes complete with:

- 4' Galvanized Mounting Post for Direct Bury
- Locking Front Access Lid
- Clearly Printed Instructions on Top
- 2 Rolls (200 each) Brown Bags
- 50 Heavy-duty Drawstring Trash Liner Bags

1005-2 Green Dog Valet

\$434

1006-2 Sand Dog Valet

\$434



TRASH LINER BAGS

50 Heavy-duty 10 gallon drawstring bags.

1404-02 \$52

1404-04 \$103



BROWN LITTER BAGS

Brown litter bags in 10, 20, 30 roll cases of 200ct each roll.

#1402-10 \$96

#1402-20 \$192

#1402-30 \$284

DOG PARK



DOGI TUNNEL
In-ground mounting required
H: 59" x W: 44.5" x L: 46"
7531 \$2,795



DOGIPARK BONE LEASH POST
• 36" high
• Thick 2.375" piping
7732 \$427



DOGIPARK FIRE HYDRANT
Can be surface or in-ground mounted
7731-RED \$295



DOGIPARK DOUBLE BOWL WATER FOUNTAIN
7752 \$5,326



6' DOG PARK BENCH
DOG11-D-18-000
\$888



CLASSIC DOG PARK BENCH WITH PAWS
B6WBCLASSIC-PWS \$1,922



DOGIPARK DOG SHAPED THREE HOOP JUMP
7522 \$5,326



DOGIPARK JUMP HURDLES
Large - H: 18" x W: 55" x D: 3"
Medium - H: 12" x W: 48" x D: 3"
Small - H: 6" x W: 41" x D: 3"
7523 \$998



DOGIPARK ARCH STEPPING BONES
• Tough RUFFCOAT coating
• Each step is a full 16" wide by 12" deep; the entire piece is 84" long
• Slip and urine-resistant
\$1,464



TR32PERF-BNS
\$1,008



DOGIPARK STEEL TRASH RECEPTACLE
TR32PERF-BNS \$1,008



WALK THE PLANK
RECFO015XX
\$3,416



LET'S REST
RECFO009XX
\$1,568



JUMP THROUGH
RECFO014XX
\$3,434



NICE TURN
RECFO013XX
\$2,594



HURDLE JUMP
RECFO007XX
\$1,309



OVER AND UNDER
RECFO012XX
\$658



THROUGH THE TUNNEL
RECFO004XX
\$3,434



STEP UP
RECFO005XX
\$1,739



HIGH JUMP
RECFO011XX
\$838



HOME SWEET HOME
RECFO010XX
\$3,277



DOG LOG
RECFO008XX
\$2,743

DOGIPOT PET STATION

"Dogipot" Pet Station is made of a combination of aluminum and steel, powder coated for long life and appearance.

Comes complete with:

- 15.5"x9.4"x3.25" Aluminum Bag Dispenser
- Locking Front Access Panel
- Clearly Printed Instructions
- "Please clean up after your dog" Sign
- 2 Rolls (200 ea.) Brown Bags
- 8" Telescoping Galvanized Steel Post for Direct Bury
- 10 Gallon Steel Trash Receptacle with Lid
- 50 Heavy-duty Drawstring Trash Liner Bags
- 12"x18" Pet Sign

1003-L PET STATION \$479


DOGIPOT JUNIOR

"Dogipot" Junior is an economical solution. It is the aluminum dispenser part of the "Pet Station". Mount to almost any existing wall or post near a trash can to promote its use.

Comes complete with:

- 15.5"x9.4"x3.25" Aluminum Bag Dispenser
- Locking Front Access Panel
- .08 Gauge Aluminum
- Powder Coated Forest Green
- Clearly Printed Instructions
- 400 Litter Bags Installed
- Mounting Hardware

#1002-2 JUNIOR DISPENSER ONLY \$155



DOGIPOT POLY STATION

"Dogipot" Poly Pet Station is a new version of the original "Pet Station". It has a durable polyethylene bag dispenser and ten gallon trash receptacle that comes with a snap on lid that covers the receptacle opening and hold the trash liner bag in place. Bag dispenser design has smaller diamond dispenser openings to create more resistance when pulling a bag off.

Comes complete with:

- Forest Green Poly Bag Dispenser
- Forest Green 10gal Poly Trash Receptacle
- Snap on Lid (holds bag in place)
- 8' Fiberglass Mounting Post for Direct Bury
- Clearly printed instructions
- Locked Bottom Compartment
- Reflective Pet Sign
- 2 Litter Bag Rolls @ 200 Bags Each
- 50 Ten gallon Trash Liner Bags

1010 POLY PET STATION \$361



DOGIPOT POLY JUNIOR

Mount to almost any existing wall or post near a trash can to promote its use.

Comes complete with:

- Locking Front Access Panel
- Forest Green Poly Dispenser
- Clearly Printed Instructions
- 400 Litter Bags Installed
- Mounting Hardware

1007-2 POLY DISPENSER \$123

FOUNTAINS

ADA CYLINDER FOUNTAIN

Designed to comply with ADA requirements and withstand the roughest conditions. This fountain has a 40" steel pipe post, chrome plated brass bubbler, welded brass bottom plate and a special drain-tool is provided for maintenance.

Dimensions: 40" H x 10 3/4" W x 30 3/4" L
5700 SURFACE MOUNT \$3,724
5700-FP FROST PROOF \$5,739

CYLINDER FOUNTAIN

Striking design with clean sleek lines. Designed to defy the elements, resist vandals and stand up to hard use. The chrome-plated brass bubbler is locked to the stainless steel receptor.

Dimensions: 36"H x 10-3/4" W x 14-1/2" Dia. Base
5325 SURFACE MOUNT \$2,531
5325-FP FROST PROOF \$3,816



TRIPLE FOUNTAIN

DIMENSIONS: 40"H X 10-3/4" W X 50-3/4" L
5925 SURFACE MOUNT \$6,215
5925-FP FROST PROOF \$8,841

DRINKING FOUNTAIN- METAL PEDESTAL, BARRIER FREE FOUNTAIN

4700 \$4,006
4700-FP \$5,790
A sophisticated contemporary design.



Designed to be a convenient station to refill reusable water bottles with filtered water.

Standard features include: Woodland green Polyester Powder Coat finish (optional colors are available) • Brushed aluminum gravity type filler spout • Vandal resistant integral chrome plated brass drain • Replaceable in line water filter • Push button valve

WATER BOTTLE FILLER WITH PET

7700 \$7,812
-90 \$1,774
SHOWNS \$9,586



WATER BOTTLE FILLER STATIONS

7700 \$5,571



WATER BOTTLE FILLER STATIONS - HI-LOW DRINKING FOUNTAINS

7925 - ADA Compliant Triple Pedestal \$6,721



WATER BOTTLE FILLER

Combination wall mounted filtered water bottle filler and handicap accessible drinking fountains.

7320 \$5,976




WATER BOTTLE FILLER RECESSED

7335 \$2,585



Powder Coat Options



CYLINDER WITH PET FOUNTAIN

Dimensions: 36"H x 13" Dia. x 26" W
5325 \$2,531
-90 PET FOUNTAIN +\$1,744 = \$4,275
-90 SURFACE MOUNT +\$2,091 = \$4,622
-90-FP FROST PROOF +\$2,100 = \$4,631



FOUNTAINS

RPF-3000-C
Colorama, light etched (shown)
\$2,656

RPF-3000-FC
Freeze-proof valve
\$4,243

RPF-3001-C
Colorama, medium etched
\$2,656

RPF-3001-FC
Freeze-proof valve
\$4,255

RPF-3000-Q
Quiet Creek, light etched
\$2,659

RPF-3000-FQ
Freeze-proof valve
\$4,546

RPF-3001-Q
Quiet Creek medium etched
\$2,659

RPF-3001-FQ
Freeze proof valve
\$4,246



ROUND PEDESTAL

DIMENSIONS: 36" H X 12" DIA.



SQUARE PEDESTAL

SPF-3100 \$2,664



AGGREGATE PEDESTAL PET FOUNTAINS

SPF-3100 \$2,264
-94 \$4,528



AGGREGATE PEDESTAL

ADF-3900 \$6,493-
ADF-3901 \$6,498
ALL PURPOSE FOUNTAINS

ADF-3900-C square base, Colorama, light etched \$6493
ADF-3900-C-94 Colorama, light etched
ADF-3901-C square base, Colorama, medium etched (shown) \$6,498
ADF-3900-Q square base, Quiet Creek, light etched
ADF-3901-Q square base, Quiet Creek, medium etched \$6,498



6600



6630

OUTDOOR SHOWERS & DRINKING FOUNTAIN

Outdoor Foot and body showers with drinking fountains.
Standard features include:

- Recessed self-closing push button valve with outside stream adjustment. Timer controlled vandal resistance shower heads.
- Chrome plated bubbler locked to stainless steel bowl
- Vandal resistant drain and steel bubbler guard.
- ADA compliant heavy sheet steel arm projecting from pedestal.
- Welded bottom plate. Special tool supplied for maintenance.

Sky blue Powder finish. Optional colors and stainless steel finish (-SS) available.

Model 6600 Surface mount (shown).

6600 \$5,598
6630 \$6,658



RE-

FRIGERATED, AGGREGATE PEDESTAL
ALL PURPOSE PEDESTAL FOUNTAINS,
Series SPFR-3780 ADA Compliant
Chilled Pedestal Fountain. Dual bubbler
in Aggregate finish. Delivers 8.0 GPH of
chilled water.

SPFR-3781-C - \$8,207
SPFR-3781-Q \$8,215



AGGREGATE SHOWER TOWER & FOOT WASH

RPS-6200 \$6,223
RPS-6850 \$6,698

The Shower and Foot Wash
are Designed to comply to
the roughest conditions.

Standard features include:

- Heavy duty, vandal resistant spray head(s)
- Push button valve, centered on vandal resistant stainless steel access plate.
- Adjustable flow regulation
- Timer controlled, low maintenance water control valve(s)
- Supply complete with 1/2" IPS lock shield screwdriver stop
- 1-1/4" IPS waste.



FOOT SPRAY

WALL MOUNTED METAL PEDESTAL OUTDOOR BODY AND FOOT SHOWERS

The deep, rich Sky Blue color and
scratch resistant finish make these
showers an excellent choice for resorts,
pools and recreational areas.

6200-MWL \$3,421.

OUTDOOR SHOWERS

6825 - 6935
with optional
grab bar
\$5,583 - \$5,671



OUTDOOR SHOWERS

ALL PURPOSE wheelchair accessible shower
and foot shower. Outdoor showers Designed
to comply to the roughest conditions. Standard
features include:

- Column is fabricated from one piece steel pipe.
- All exposed parts are recessed in welded steel plates.
- 3 Heavy duty, vandal resistant spray head(s).
- 3 Timer controlled, low maintenance water control valve(s).
- Vandal resistant access plates for easy maintenance.

Sky Blue Polyest Powder finish. Optional
colors and stainless steel (-SS) finish available.

6800 \$4,116
6915 \$4,028

GRILLS



SB16 GRILL (300 SQ. INCH GRILL AREA)

America's Favorite for many years . It is our most vandal-resistant pedestal grill. The 20" W x 15" D x 10" H fire box is made of 3/16" thick steel. Two pedestal choices: 2 3/8" O.D. or 3 1/2" O.D. galvanized.

SB16	Std SB16 w/ 2 3/8" O.D. pedestal	\$327
SB16G	SB16 w/ Galv. body 2 3/8" O.D. pedestal	\$438
SB1635	SB16 w/ 3 1/2" O.D. pedestal	\$367
SB1635G	SB16 w/ Galv. body & 3 1/2" pedestal	\$486
SM	Surface Mount	\$20
UT	Utility shelf for SB models black	\$44
UTG	Galv. utility shelf for SB models above	\$47



SPD450 LARGE GROUP GRILL (1368 SQ. INCH GRILL AREA)

An excellent large group grill for shelters. Among the many features of this huge grill are the adjustable 4-position fire grate and 2 hinged cooking grills. The cooking surface alone is 38" x 36", which gives you 1368 sq. in. of grill area. Chains welded to each cooking grate limit their travel and enhance safety. Mounted on a 6" square pedestal with a 12" x 12" x 3/8" base mounting plate (four 1/2" x 6" anchor bolts are furnished) or an inground post. The overall size (including shelf) of this massive grill is 51" x 43".

SPD450SM	Surface Mount (includes 1 shelf)	\$1,706
SPD450IG	Inground Mount	\$1,707
SPDUT	Additional Shelf	\$119



SF16 GRILL (300 SQ. INCH GRILL AREA)

Has 4 levels, but also flips back for easier fire starting and clean-out. This unit is 20"W x 15"D x 10"H and gives 300 sq. in. of cooking surface. 360 degree rotation on a 2 3/8" O.D. x 41" long galvanized pedestal. This unit is theft-resistant. Two pedestal choices: 2 3/8" O.D. or 3 1/2" O.D. galvanized.

SF16	Std SF16 w/ 2 3/8" O.D. pedestal	\$354
SF16G	SF16 w/ Galv. body 2 3/8" O.D. pedestal	\$443
SF1635	SF16 w/ 3 1/2" O.D. pedestal	\$386
SF1635G	SF16 w/ Galv. body & 3 1/2" pedestal	\$477
SM	Surface Mount	\$20
UT	Utility shelf for SF models black	\$44
UTG	Galv. utility shelf for SF models above	\$47



SB3628U MEDIUM GROUP GRILL (1008 SQ. INCH GRILL AREA)

Has 2 separate cooking grates-adjustable to 4 levels. Each grill measures 14" x 36" giving you a total of 1008 sq. in. Also features a 10" x 28" x 3/16" utility shelf. The fire box is 3/16" thick steel that is 36"W x 28"D x 10"H. The fire box mounts on a single 4" square steel pedestal with a 12" x 12" x 3/8" base mounting plate (4 anchor bolts furnished) or on an inground post.

SB3628USM	Surface Mount	\$1,062
SB3628UIG	Inground Mount	\$1,059



SB16ADA WHEEL CHAIR ACCESSIBLE GRILL

- 300 Sq. Inch Cook Surface 15"x20"
- 1/2" rods on 1" Centers
- 3/16" Steel Body
- 2 3/8" O.D. Galvanized Pedestal
- Rotates 360 Degrees
- Easy Swivel Cook Surface
- High Heat Paint

SB16ADA	Pedestal Grill	\$402
---------	----------------	-------



ULTIMATE COOKING FIRE RING WITH ADJUSTABLE GRATE

Cooking on a campfire has never been easier or more controllable. Attached adjustable cooking grate that is great for campgrounds, parks and resorts.

UFR30TB \$774



MODEL EC-26

Firebox Dimensions: 19 1/2" D x 29 1/4" W x 16 1/2" H
Cooking Area 320 sq. " (1) Cooking Grate, (1) fire grate

EC-26-B3 with Surface Mount Base	\$933
EC-26-B2 with 3 1/2" Inground Post	\$895
EC-26-B12 with portable caster base	\$1,061
S-2 Optional shelf 9" x 19 1/4"	\$42



MODEL EC-40

Covered Grill Firebox Dimensions: 19 1/2" D x 41 1/2" W x 16 1/2" H
Cooking Area 500 sq. " (1) Cooking Grate, (1) fire grate

EC-40-B3 with Surface Mount Base	\$1,207
EC-40-B2 with 3 1/2" Inground Post	\$1,169
EC-40-B12 with portable caster base	\$1,335
S-2 Optional Shelf 9" x 19 1/4"	\$42



MODEL C2-36/S1

(with optional shelves) Firebox
Dimensions: (2) 16" D x 20" W x 8" H
Cooking Area 640 sq." Vertical Grate
Adjustment from Bottom of Firebox
3 3/4" - 10 1/2"

C2-36-B3 with Surface Mount Base	\$730
C2-36-B2 with 3 1/2" Inground Post	\$692
C2-36-B14 with portable caster base	\$958
S-1 Optional shelf 7 1/8" x 9 5/8"	\$30



Portable Caster Base mounting option available for all grills in this row, both page 56-57

GRILLS AND HOT COAL BIN



Model HCB/B-1 Hot Coal Bin

- Measures 23" x 23" x 32 1/2" tall.
- Fabricated from 3/16" (7 gal.) steel for the side panels and top funnel, and 1/2" Dia. steel bars for the grate.
- The Bin is finished with high temperature non-toxic black enamel paint, and includes two "caution" decals.
- The unit ships knocked down (top is fully assembled) to reduce freight costs. Galvanized fasteners included.
- The Bin weighs 84 lbs. when assembled.
- A full-length piano hinge attaches the door to one side panel.
- The draw-pull door latch can be padlocked to keep other trash and vandals out.

MODEL HCB/B-1
Hot Coal Bin with door opened to show optional garbage can.
\$652



31 gallon galvanized steel can
CNG-2310C \$108

M9/B
Ground Anchors.
Set of (4) \$28

BR-4HSA
Concrete Anchors
Set of (4) (not shown) \$15



GGs/B-1
Grill & Grate scraper.
\$26



CNG-112
12 quart galvanized steel collection pail.
\$41

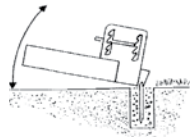


*Accessible Fire ring AFG80WCSAS is ADA compliant! Same as ring to the right, but higher so that cooking heights adjust between 19" and 24" above ground.



AFG80SAS

AFG80TB



- Has a 300 sq. in. cooking grate that is adjustable to 4 positions with cool spring handles.
- The 15" x 20" grate is made of 1/2" steel rods welded on 1" centers.
- The 6" high fire ring is made of 3/16" thick steel and is 31" x 34" with a reinforcing angle across the pit.
- Select "TB" with tilt back type staple anchors, or "SAS" with spade anchor stakes for mounting stationary.

AFG80TB	AFG80 with tilt back staples	\$381
AFG80SAS	AFG80 with spade anchors	\$433
AFG80WCSAS	ADA Fire Ring	\$790
AFG80		\$433



MODEL A-20/S1
(with optional shelf)

Firebox Dimensions: 16"D x 20"W x 8"H
Cooking Area 320 sq. in. Vertical Grate Adjustment from Bottom of Firebox 3 3/4" - 12"

A-20-B3 with Surface Mount Base	\$435
A-20-B2 with 3 1/2" Inground Post	\$397
A-20-B14 with portable caster base	\$663
S-1 Optional shelf 7 1/8" x 9 5/8"	\$30



MODEL B-24/S1
(with optional shelf)

Firebox Dimensions: 16"D x 24"W x 8"H
Cooking Area 384 sq.in. Vertical Grate Adjustment from Bottom of Firebox 3 3/4" - 12"

B-24-B3 with Surface Mount Base	\$473
B-24-B2 with 3 1/2" Inground Post	\$435
B-24-B14 with portable caster base	\$701
S-1 Optional shelf 7 1/8" x 9 5/8"	\$30



MODEL D2-48/S2
(with optional shelf)

Firebox Dimensions: 32"D x 32 1/2"W x 8"H
Cooking Area 1040 sq.in. Vertical Grate Adjustment from Bottom of Firebox 3 3/4" - 12"

D2-48-B3 with Surface Mount Base	\$1,058
D2-48-B2 with 3 1/2" Inground Post	\$1,021
D2-48-B14 with portable caster base	\$1,286
S-2 Optional shelf 9" x 19 1/4"	\$42

COURTYARD FURNISHINGS

100% HIGH QUALITY MAINTENANCE FREE RECYCLED PLASTIC



COURTYARD BACKLESS BENCH
SHOWN: JPCTBL6 REDWOOD

COURTYARD SERIES

High quality recycled plastic with an upscale steel design for making your area people friendly! Made with four or eight 2"x4" Resin-wood slats and a silver powder-coated frame. Standard stainless steel hardware.

Mounting hardware included.

JPCTB4	4' Bench, 2 back supports	\$2,045
JPCTB6	6' Bench, 3 back supports	\$2,453



SHOWN: JPCTB4 CEDAR
JPCTBL6 6' 3 BACK SUPPORTS

UPSCALE STEEL DESIGN



JPCTB6 GREEN

COURTYARD RECEPTACLES



JPRLR32 32 Gal Square Receptacle \$713

Heavy duty steel, silver powder coated frame with twenty 1" x 4" Resin-wood slats. Stainless steel hardware is standard. Surface mounting kit included.



JPSLR32 32 Gal. Hinged Receptacle \$773



COURTYARD BISTRO JPCTC24 REDWOOD
2" x 4" and 2" x 6" Resin-wood slats and elegant silver powder-coated frame. Standard stainless steel hardware. Pair with the courtyard chair and make your area people friendly!
JPCTC24 \$1,634

CHAIR AND TABLE SOLD SEPARATELY.
JPCTC24 24" SEAT HEIGHT



JPCTLR32 32 Gal. Receptacle

JPRLR55	\$868
55 Gal Round Receptacle	
JP55LINER	\$154
55 Gal. Liner	
JP32Liner	\$104
32 Gal. Liner	
JPSPLR32	\$1,387
32 Gal Round Receptacle	

\$1,632



FLAT BENCH

The Flat Bench has a black powder coated frame and three seat material options. Your choice of Southern Yellow Pine 2x4, or Recycled Plastic in 3x4 or 4x4s. The legs are 2 1/2" square steel tube with 3/8" x 4" mounting plates 4', 6' or 8' long.

FB2 FRAME ONLY, SURFACE MOUNT	\$282
6FB2SYP 6' FRAME W/SYP 2X4S	\$370
8FB2SYP 8' FRAME W/SYP 2X4S	\$444
4FB3RP 4' FRAME W/REC PLASTIC 3X4S	\$501
6FB3RP 6' FRAME W/REC PLASTIC 3X4S	\$594
8FB3RP 8' FRAME W/REC PLASTIC 3X4S	\$812
4FB4RP 4' FRAME W/REC PLASTIC 4X4S	\$592
6FB4RP 6' FRAME W/REC PLASTIC 4X4S	\$713
8FB4RP 8' FRAME W/REC PLASTIC 4X4S	\$998



CONTOUR BENCH

Designed for indoor or outdoor use. The contoured supports are 3/8" x 4" rolled steel that is formed to shape a smooth comfortable seat and backrest. The steel leg consists of 2 1/2" square support tube welded to an arched 3/8" x 4" formed steel base. The entire frame is coated black for long life and good appearance. This frame is specifically designed so it can be fitted with 2" x 4", 3" x 4", or 4" x 4" slats of your choice, pressure treated No. 1 Southern Yellow Pine, or Recycled Plastic slats. In Ground mount or Surface Mount.

6CR4RPIG \$1,499

6CB4RPIG

CAST SITE FURNISHINGS



BACKLESS RENAISSANCE

RBBS48	48" Standard oak bench 2 legs	\$550
RBBS48RP	48" Bench w/recycled slats	\$805
RBBP60	60" Plantation oak bench	\$692
RBBP60RP	60" Bench w/recycled slats	\$867
RBBLF80	80" Longfellow oak bench 3 legs	\$733
RBBLF80RP	80" Bench w/recycled slats	\$1,074

VICTORIAN BENCH

VBS48	48" Standard oak bench 2 legs	\$658
VBS48RP	48" Bench w/recycled slats	\$987
VBP60	60" Plantation oak bench	\$827
VBP60RP	60" Bench w/recycled slats	\$1,073
VBLF80	80" Longfellow oak bench 3 legs	\$981
VBLF80RP	80" Bench w/recycled slats	\$1,398



RENAISSANCE BENCH

RBS48	48" Standard oak bench 2 legs	\$841
RBS48RP	48" Bench with recycled slats	\$1,102
RBP60	60" Plantation oak bench	\$923
RBP60RP	60" Bench with recycled slats	\$1,200
RBLF80	80" Longfellow oak bench 3 legs	\$990
RBLF80RP	80" Bench with recycled slats	\$1,544

WOODLAND BENCH

WBS48	48" Standard oak bench 2 legs	\$729
WBS48RP	48" Bench w/recycled slats	\$1,088
WBP60	60" Plantation oak bench	\$911
WBP60RP	60" Bench w/recycled slats	\$1,185
WBLF80	80" Longfellow oak bench 3 legs	\$981
WBLF80RP	80" Bench w/recycled slats	\$1,543

WINDSOR SELECT



WINDSOR LUMBAR COMFORT BENCH AND PLANTERS

are a line of fine quality site amenities for indoor or outdoor use. The recycled plastic slats are 2" x 3" to create a finer, more elegant look. Slats are attached from the back side using stainless steel fasteners. Recycled plastic is steel reinforced where needed to avoid sagging. All frames are powder coated black.

WS4LCBRP 4' Lumbar bench	\$990
WS6LCBRP 6' Lumbar bench	\$1,373
WS4LCBRPIG 4' In Ground Lumbar	\$967
WS6LCBRPIG 6' In Ground Lumbar	\$1,380
ARCB Armrest (set of two)	\$77
WINDSOR FLAT BENCH	
WS4FCBRPIG 4' IN GROUND FLAT	\$573
WS6FCBRPIG 6' IN GROUND FLAT	\$744

These Windsor Select Planters are 26" diameter and 30", 24", and 18" high. They are also made in round or square shapes. Slats are 2"x3" recycled plastic. Planters are free-standing on a 2" high circular base and have a plate for bolting down to the concrete or can be mounted on an in-ground post. Includes fiberglass liner with drain holes.

WSRP2630RP	\$795	ROUND
WSRP2624RP	\$721	ROUND
WSRP2618RP	\$646	ROUND
WSSP2630RP	\$1,063	SQUARE
WSSP2624RP	\$960	SQUARE
WSSP2618RP	\$858	SQUARE
3032LRIG		INGROUND POST



Add "ageless elegance" to any area with these cast aluminum benches. Cast aluminum frame has electrostatic powder finish. The aluminum frames will never rust. Pre-finished White Oak slats, 2 1/2" x 3/4", with rounded edges add beauty to these well chosen benches. Also available in maintenance-free recycled plastic Hi-wood slats.

Landmark & Windsor Select Series Amenities

are good for the Environment! Not only do they save trees, but they also reduce landfill use! Our recycled plastic is colored with a unique UV process that adds an attractive wood grain appearance. It never needs to be sealed, painted, stained and will not rot. It is maintenance free! it is also vandal resistant. Scratches to the surface can easily be ironed or sanded away.



LANDMARK COMPLETE SET JPAPT6 6' COMPLETE SET



LANDMARK BENCH

JPAB4	4' BENCH 2 LEGS	\$1,266
JPAB5	5' BENCH 3 LEGS	\$1,440
JPAB6	6' BENCH 3 LEGS	\$1,002



LANDMARK BACKLESS BENCH

JPABL4	4' Bench	\$880
JPABL5	5' Bench	\$981
JPABL6	6' Bench	\$1,002

PORTABLE TABLES

SQUARE PORTABLE TABLE

- 1" powder coated frame
- 46" square table top featuring standard umbrella hole
- Textured polyethylene table top and seats
- Pre-drilled surface mount holes
- Available with and without back.

DESIGN	PRODUCT NO.	SEATS	
WITHOUT SEAT BACKS			
Regal	T46RC	3, 4	\$1,573
Perforated	T46PERF	3, 4	\$1,687
Classic	T46CLASS	3, 4	\$2,472
WITH SEAT BACKS			
Regal	T46RCWB	4	\$2,790

ACCESSIBLE SQUARE PORTABLE TABLE

- Features standard umbrella hole
- Designed with 3 seats

METAL DESIGN	PRODUCT NO.	
Regal	T46RC-3ADA	\$1,659
Classic	T46CLASS-3ADA	\$2,313

RECTANGULAR PORTABLE TABLE

- 2" powder coated frame
- Textured polyethylene table top and seats
- Pre-drilled surface mount holes
- Available with or without seat backs

DESIGN	PRODUCT NO.	LENGTHS	
Regal	T#RC	4', 6', 8', 10'	\$1,239-\$2,425
Perforated	T#PERF	6', 8'	\$1,636-\$1,740
Innovated	T#INNV	4', 6', 8', 10'	\$1,442-\$2,703
Rolled	T#ROLL	6', 8'	\$1,483-\$1,644
STANDARD WITH SEAT BACKS			
Regal	T#RCWB	6', 8'	\$1,966-\$2,186

ACCESSIBLE RECTANGULAR PORTABLE TABLE

METAL DESIGN	PRODUCT NO.	LENGTHS	
Regal	T#RCHDCP	6', 8'	\$1,358-\$1,413
Perforated	T#PERFHDCP	6', 8'	\$1,740-\$1,995
Innovated	T#INNVHDCP	6', 8'	\$1,407-\$1,667
Rolled	T#ROLLHDCP	8'	\$1,644
ACCESSIBLE WITH CENTERED SEATS			
Regal	T8RCHDCPALT	8'	\$1,488
Innovated	T8INNVHDCPALT	8'	\$1,667



T46RC
\$1,573



T46RCWB
\$2,790



T46RC-3ADA
\$1,659



T6RC
\$1,377



T8RCWB
\$2,186

PORTABLE TABLES

ACCESSIBLE SQUARE PORTABLE TABLE

- 1 5/8" powder coated frame
- Textured polyethylene table top and seats
- Pre-drilled surface mount holes
- Extended 57" table top
- Features standard umbrella hole
- Designed with 3 seats

DESIGN	PRODUCT NO.	
Regal	T46RC-3ADA	\$1,659
Classic	T46CLASS-3ADA	\$2,313



T46RC-3ADA
\$1,659



T46RC-3ADA
\$1,659



T46OCTWB
\$2,614



T46OCTROLL-3ADA
\$1,579



T46RACS
\$1,520

OCTAGON PORTABLE TABLE

- 1 5/8" powder coated frame
- 46" octagon table top featuring standard umbrella hole
- Textured polyethylene table top and seats
- Pre-drilled surface mount holes

DESIGN	PRODUCT NO.	SEATS	
STANDARD			
Regal	T46OCT	3, 4	\$1,550
Perforated	T46OCTPERF	3, 4	\$1,716
Rolled	T46OCTROLL	3, 4	\$1,608
Innovated	T46INNV	3, 4	\$2,614
STANDARD WITH SEAT BACKS			
Regal	T46OCTWB	4	\$1,606

ACCESSIBLE OCTAGON PORTABLE TABLE

- 1 5/8" powder coated frame
- Textured polyethylene table top and seats
- Pre-drilled surface mount holes
- Extended 57" table top
- Features standard umbrella hole
- Features 3 seats

DESIGN	PRODUCT NO.	
Regal	T46OCT-3ADA	\$1,785
Rolled	T46OCTROLL-3ADA	\$1,578
Innovated	T46INNV-3ADA	\$1,679

ROUND PORTABLE TABLE

- 1 5/8" powder coated frame
- 46" round table top featuring standard umbrella hole
- Textured polyethylene table top and seats
- Pre-drilled surface mount holes
- Available with standard or solid top

DESIGN	PRODUCT NO.	SEATS	
STANDARD TOP			
Regal	T46RARCS	3, 4	\$1,520
Innovated	T46RACSINNV	3, 4	\$1,693
SOLID TOP			
Regal	TS46RACS	3, 4	\$1,693



TS46RACS
\$1,693

PEDESTAL TABLES



T46CLASSPEDS
\$2,464



T46RCPED3SMADA
\$1,856



T46PERFPEDSM
\$2,233



T46RCPED3SADA
\$2,084



T46CLASSPED3SADA
\$2,320



T6RCPEDS
\$1,810



T8RCDBLPEDS
\$2,012



T6RCPEDHDCPS
\$1,936

SQUARE PEDESTAL TABLE

- Heavy-duty 4" square powder coated frame
- Perforated option features 2" round support arms
- 6" square table top featuring standard umbrella hole
- Portable (POR), surface (SM), or in-ground mount (S)
- Textured polyethylene table top and seats

DESIGN	PRODUCT NO.	SEATS	
Regal	T46RCPED	3, 4	\$1,856-\$2,176
Perforated	T46PERFPED	3, 4	\$2,333
Classic	T46CLASSPED	3, 4	\$2,464

ACCESSIBLE SQUARE PEDESTAL TABLE

- Heavy-duty 4" square powder coated frame
- Extended 57" table top featuring standard umbrella hole
- Portable (POR), surface (SM), or in-ground mount (S)
- Textured polyethylene table top and seats

REGAL	T46RCPED-3#ADA	\$1,856-\$2,084
CLASSIC	T46CLASSPED-3#ADA	\$2,320

OCTAGON PEDESTAL TABLE

- Heavy-duty 4" square frame with 2" round support arms
- 46" octagon table top featuring standard umbrella hole
- Surface (SM) or in-ground mount (S)
- Textured polyethylene table top and seats

METAL DESIGN	PRODUCT NO.	SEATS	
Innovated	T46INNVPED	2, 3, 4	\$2,111-\$2,266
Rolled	T46OCTROLLPED	2, 3, 4	\$1,888-\$2,029

ACCESSIBLE OCTAGON PEDESTAL TABLE

- Heavy-duty 4" square frame with 2" round support arms
- 46" octagon table top featuring standard umbrella hole
- Replace (#) in product number with SM (surface mount) or S (in-ground mount)

• Features 3 seats			
• Textured polyethylene table top and seats			
DESIGN	PRODUCT NO.		
Rolled	T46OCTROLLPED-3#ADA		\$1,850-\$1,990
Innovated	T46INNVPED-3#ADA	\$	\$1,990-\$2,062

RECTANGULAR PEDESTAL TABLE

- Heavy-duty 4" square powder coated frame
- 8' version features double pedestal frame
- Add SM (surface mount) or S (in-ground mount) to end of product number
- Textured polyethylene table top and seats

DESIGN	6' LENGTH		8' LENGTH	
REGAL	T6RCPED	\$1,810	T8RCDBLPED	\$2,012
PERFORATED	T6PERFPED	\$1,995	T8PERFDBLPED	\$2,348
INNOVATED	T6INNVPED	\$2,111	T8INNVDLPED	\$2,266
ROLLED	T6ROLLPED	\$2,142		

ACCESSIBLE RECTANGULAR PEDESTAL TABLE

- Heavy-duty 4" square powder coated frame
- 8' version features double pedestal frame
- 24" of overhang for ADA accessibility
- Add SM (surface mount) or S (in-ground mount) to end of product number
- Textured polyethylene table top and seats

DESIGN	6' LENGTH	8' LENGTH
Regal	T6RCPEDHDCP \$1,936-\$2,151	T8RCDBLPEDHDCP \$2,012
Perforated	T6PERFPEDHDCP \$1,999	T8PERFDBLPEDHDCP \$2,370-\$2,431
Innovated	T6INNVPEDHDCP \$2,034-\$2,145	T8INNVDLPEDHDCP \$2,370-\$2,431
Rolled	6ROLLPEDHDCP \$2,142	

WEB TABLES

ACCESSIBLE OCTAGON WEB TABLE

- Heavy-duty 4" square and 2 3/8" round powder coated frame
 - Extended 57" octagon table top featuring standard umbrella hole
 - 3 seats
 - Replace (#) in product number with SM (surface mount) or S (in-ground mount)
 - Textured polyethylene table top and seats
- T46WEBOCT-3#ADA \$1,736-\$1,745

ROUND WEB TABLE

- Heavy-duty 4" square and 2 3/8" round powder coated frame
 - 46" round table top featuring standard umbrella hole
 - Portable/surface (PSM) or in-ground mount (S)
 - Textured polyethylene table top and seats
- | DESIGN | PRODUCT | NO. SEATS | |
|--------|------------|-----------|---------|
| Regal | T46WEBRACS | 3, 4 | \$2,000 |

SQUARE WEB TABLE

- Heavy-duty 4" square and 2" powder coated frame
 - 46" square table top featuring standard umbrella hole
 - Surface (SM) or in-ground mount (S)
 - Textured polyethylene table top and seats
- | METAL DESIGN | PRODUCT NO. | SEATS | |
|--------------|-------------|-------|---------|
| Regal | T46WEB | 3, 4 | \$1,882 |
| Classic | T46WEBCLASS | 3, 4 | \$2,673 |

OCTAGON WEB TABLE

- Heavy-duty 4" square and 2" powder coated frame
 - 46" octagon table top featuring standard umbrella hole
 - Portable/surface (PSM) or in-ground mount (S)
 - Textured polyethylene table top and seat
- | REGAL | T46WEBOCT | 3, 4 | \$1,836-\$1,846 |
|-------|-----------|------|-----------------|
|-------|-----------|------|-----------------|

ACCESSIBLE RECTANGULAR WEB TABLE

- 2" powder coated frame
 - Recessed frame for wheelchair accessibility
 - Add SM (surface mount) or S (in-ground mount) to end of product number
 - Textured polyethylene table top and seats
- T8WEB \$2,176

4-4 TABLE

- Heavy-duty 4" square powder coated frame
 - Detached seating
 - Add SM (surface mount) or S (in-ground mount) to end of product number
 - Textured polyethylene table top and seats
- | DESIGN | PRODUCT NO. | LENGTHS (#) | |
|------------|-------------|-------------|-----------------|
| Regal | T#RC4-4 | 6', 8', 10' | \$1,571-\$3,296 |
| Perforated | T#PERF4-4 | 6', 8' | \$2,004-\$2,317 |
| Innovated | T#INN4-4 | 6', 8' | \$1,947-\$2,364 |
| Rolled | T6ROLL4-4 | 6' | \$2,031-\$2,134 |

ACCESSIBLE 4-4 TABLE

- Heavy-duty 4" square powder coated frame
 - Detached seating
 - 24" of overhang for ADA accessibility
 - Add SM (surface mount) or S (in-ground mount) to end
- | DESIGN | PRODUCT NO. | LENGTHS (#) | |
|-----------|---------------|-------------|-----------------|
| Regal | T#RCHDCP4-4 | 6', 8' | \$1,358-\$1,702 |
| Innovated | T#INNVDHCP4-4 | 6', 8' | \$1,407-\$1,488 |



BENCHES



B6PLAYERRCM
\$674



B6PERFP
\$628



B6WBHORZCASINO
\$1,480



B6WBMODCASINO
\$1,278



B6WBCLASSIC
\$1,250



B6WBINNV4-4SM
\$2,052

STANDARD BENCH WITH BACK

- 2" powder coated frame
- Add P (portable), SM (surface mount), or S (in-ground mount) to end of product number
- Textured polyethylene seat and seat back
- 10' and 15' lengths consist of two smaller sections bolted together
- 10" seat width and 17" seat height

DESIGN	PRODUCT NO.	LENGTHS	
Regal	B#WBRC	4', 6', 8', 10', 15'	\$742-\$1,008
Perforated	B#WBPERF	6', 8'	\$948-\$1,068
Innovated	B#WBINNV	4', 6', 8', 10', 15'	\$871-\$1,758
Rolled	B#WBROLL	6', 8'	\$872-\$964

STANDARD BENCH WITHOUT BACK

- 2" powder coated frame
- Add P (portable), SM (surface mount), or S (in-ground mount) to end of product number
- Textured polyethylene seat
- 10' and 15' lengths consist of two smaller sections bolted together 10" seat width and 17" seat height

STANDARD BENCH WITHOUT BACK WITH DELUXE SEATS

- 2" powder coated frame
- Add P (portable), SM (surface mount), or S (in-ground mount) to end of product number
- Textured polyethylene seat
- 10' and 15' lengths consist of two smaller sections bolted together

DESIGN	PRODUCT NO.	LENGTHS	
Regal	B#PLAYERRC	4', 6', 8', 10', 15'	\$524-\$1,279
Innovated	B#INNOV	4', 6', 8', 10', 15'	\$586-\$1,036
DESIGN	PRODUCT NO.	LENGTHS	
Regal	B#RC	4', 6', 8', 10', 15'	\$458-\$1,008
Perforated	B#PERF	6', 8'	\$628-\$687
Innovated	B#INNV	6', 8', 10', 15'	\$586-\$795
Rolled	B#ROLL	6', 8'	\$564-\$626

PORTABLE CLASSIC BENCH & ADD-ON

- Cast aluminum, powder coated frames
- Portable with pre-drilled holes for optional surface mounting
- Contoured back
- Add-on bench sections available
- Textured polyethylene seat and seat backs
- 16 1/2" seat height
- Classic wave design

VERSION	PRODUCT NO.	LENGTHS	
Standard	B#WBCLASSIC	4', 5', 6'	\$1,250-\$1,931
Add-On	B#WBCLASSIC-ADDON	4', 5', 6'	\$977-\$1,425

PORTABLE CASINO BENCH WITH BACK

- 1 1/2" square textured polyethylene legs and arms
- Portable with pre-drilled holes for optional surface mounting
- Contoured back
- Textured polyethylene seat and seat back
- Optional custom center armrest
- 15 1/2" seat height

DESIGN	PRODUCT NO.	LENGTHS	
Modern	B#WBMODCASINO	4', 6'	\$1,278-\$1,859
Horizontal Strap	B6WBHORZCASINO	6'	\$1,480

DOUBLE 4-4 BENCH

- Double-sided bench
- Heavy-duty 4" square powder coated frame
- Add SM (surface mount) or S (in-ground mount) to end of product number
- Textured polyethylene seat and seat back
- 10" seat width and 17" seat height

DESIGN	PRODUCT NO.	LENGTHS	
Regal	B#WBRC4-4	6', 8'	\$1,535-\$1,541
Perforated	B#WBPERF4-4	6', 8'	\$1,648-\$2,034
Innovated	B#WBINNV4-4	6', 8'	\$1,797-\$2,052

4-4 BENCH

- Heavy-duty 4" square powder coated frame
- Add SM (surface mount) or S (in-ground mount) to end of product number
- Textured polyethylene seat and seat back
- 10" seat width and 17" seat height

DESIGN	PRODUCT NO.	LENGTHS	
Regal	B#WBRC4-4	6', 8'	\$928-\$1,545
Perforated	B#WBPERF4-4	6', 8'	\$1,648-\$2,034
Innovated	B#WBINNV4-4	6', 8'	\$2,034

BENCHES

MODERN BENCH WITH BACK & ADD-ON

- Heavy-duty 2" powder coated frames
- Add PSM (portable/surface mount) or S (in-ground mount) to end of product number or before (-) for add-on
- Contoured back with armrests
- Add-on bench sections available
- Textured polyethylene seat and seat back
- Seat height is 18"

DESIGN	PRODUCT NO.	LENGTHS	
Standard			
Standard	B#WBMODERN	4', 6'	\$1,176-\$1,763
Add-On	B#WBMODERN-ADDON	4', 6'	\$892-\$1,176
Classic			
Standard	B#WBMODCLASS	4', 6'	\$1,358-\$1,618
Add-On	B#WBMODCLASSIC-AD	4', 6'	\$892-\$1,176



B6WBMODERNPSM
\$1,763

MODERN BENCH WITHOUT BACK & ADD-ON

- Heavy-duty 2" powder coated frames
- Add PSM (portable/surface mount) or S (in-ground mount) to end of product number or before (-) for add-on
- Add-on bench sections available
- Textured polyethylene seat
- Seat height is 18"

DESIGN	PRODUCT NO.	LENGTHS	
Standard			
Standard	B#MODERN	4', 6'	\$1,029-\$1,244
Add-On	B#MODERN-ADDON	4', 6'	\$892-\$1,176
Classic			
Standard	B#MODCLASS	4', 6'	\$1,227-\$1,618
Add-On	B#MODCLASSIC-ADDON	4', 6'	\$1,227-\$1,618



B6MODERNPSM
\$1,244

DOWNTOWN BENCH WITH BACK

- 2- and 3-seat options
- Heavy-duty 2" powder coated frames
- Add P (portable), SM (surface mount), or S (in-ground mount) to end of product number
- Contoured back
- Optional custom armrests
- Textured polyethylene seats and seat backs

PRODUCT NO.	SEATS	
BWBDS#	2, 3	\$1,064-\$1,495



B6WBWINGLINESM
\$990

METRO BENCH

- 7 gauge steel seat with 1" steel plate legs
- Solid, one-piece design
- Requires no assembly or hardware
- Portable with pre-drilled holes for optional surface mounting
- Textured polyethylene

PRODUCT NO.	LENGTHS	
B#WBMETRO	4', 6'	\$1,477-\$1,981

NEW!

SOLAR BENCH

- 6' Horizontal Slat Casino Bench Base
- 2 Dual 2.0 Rapid-Charge USB ports
- 1-year limited warranty
- Care kit (extra fuse, touch-up paint, and security screw bit)

SOLARCHARGEENCH	\$5,297
-----------------	---------



SOLARCHARGEENCH
\$5,297



B6WBMETRO
\$1,477

BENCHES



B6WBZI-ARM
\$2,003




B6ZI
\$1,761



B6WBAC
\$1,770



B6ACS
\$1,111



B6WBGW-ST-H
\$2,196



B6GW-ST-V
\$1,921



B6WBGW-RC
\$1,827

ZION BENCH WITH BACK AND WITHOUT BACK

- 6' length
- Powder coated finish
- Legs are made from 3/4" laser cut steel plate
- Fully welded
- Combined portable/surface mount frame

ARMRESTS	PRODUCT NO.	
No Armrests	B6WBZI	\$2,578
Side Armrests	B6WBZI-ARM	\$2,829
Side and Center Armrests	B6WBZI-ARM-CENTER	\$2,922
ARMRESTS	PRODUCT NO.	
No Armrests	B6ZI	\$1,761
Side Armrests	B6ZI-ARM	\$2,003

ZION TRASH RECEPTACLE

- 36 gallon capacity
- Powder coated finish
- Features 1 1/2" x 1/4" flat steel strips
- Lid and liner included

LID STYLE	PRODUCT NO.	
Flat Top	TR36ZI-FLATTOP	\$1,337
Ash Bonnet	TR36ZI-FLATTOPAB	\$1,525
Rain Bonnet	TR36ZI-FLATTOPRB	\$1,430

ACADIA BENCH WITH AND WITHOUT BACK

- Powder coated finish
- Legs are made from 3/4" laser cut steel plate
- Fully welded
- Add SM (surface mount) or S (in-ground mount) to end of product number

LENGTH	PRODUCT NO.	
4'	B4WBAC	\$1,359-\$1,585
6'	B6WBAC	\$1,770
Without Back	PRODUCT NO.	
4'	B4AC	\$839-\$1,111
6'	B6AC	\$881-\$1,049

GATEWAY STEEL BENCH WITH AND WITHOUT BACK


- Powder coated finish
- Cast aluminum frame with metal slats
- Available in horizontal or vertical metal slats
- Combined portable/surface mount frame

SLAT DESIGN	PRODUCT NO.	LENGTH	
Horizontal	B#WBGW-ST-H	4', 6'	\$1,875-\$2,196
Vertical	B#WBGW-ST-V	4', 6'	\$1,875-\$2,196
Without	PRODUCT NO.	LENGTH	
Vertical	B#GW-ST-V	4', 6'	\$1,694-\$1,927

GATEWAY RECYCLED BENCH WITH AND WITHOUT BACK

- 2" x 4" recycled planking in your choice of four colors
- Powder coated cast aluminum frame
- Combined portable/surface mount frame
- Available in 4' and 6' lengths

PRODUCT NO.			LENGTH	
B#WBGW-RC			4', 6'	\$1,741-\$1,827
Without Back				
PRODUCT NO.			LENGTH	
B#GW-RC			4', 6'	\$1,694-\$1,921



B6GW-RC
\$1,647

UPTOWN COLLECTION

BISCAYNE PATIO TABLE AND CHAIR SET

- Includes one solid top pedestal table and four portable chairs
- Powder coated finish
- Chairs feature both 1 1/2" and 1" square tubing
- Pre-drilled surface mount holes

TS36BC-CBC-SET

\$5,480



TS36BC-CBC-SET
\$5,480

BISCAYNE BENCH WITH OR WITHOUT BACK

- Features 1 1/2" square tubing
- Combined portable/surface mount frame
- Powder coated finish
- Ships fully assembled
- Fully welded

Without

4' B4BC, 6' B6BC, 8' B8BC

\$1,416-\$1,770

With back

B4WBBC, B6WBBC, B8WBBC

\$1,859-\$2,212

BISCAYNE TRASH RECEPTACLE

- 32 gallon capacity
- Powder coated finish
- Optional second powder coated backing color (shown)
- 1" square tubing
- Lid and liner are included
- Portable with mounting kit sold separately

Flat Top TR32BC-FLATTOP

\$1,936

Ash Bonnet TR32BC-FLATTOPAB

\$2,113

Rain Bonnet TR32BC-FLATTOPRB

\$1,936



TR32BC-FLATTOPAB
\$2,113



B4BC
\$1,416

CASCADES BENCH WITH OR WITHOUT BACK

- Recycled planking in your choice of four colors
- 1 1/2" thick cast aluminum frame with textured polyethylene finish
- Stainless steel hardware
- Combined portable/surface mount frame
- Available in 6' and 8' lengths
- Replace # in product number with 6 or 8

With Back LENGTH

B#WBCC-RC 6', 8'

\$1,525-\$1,861

Without Back LENGTH

B#CC-RC 6', 8'

\$1,580-\$1,721



B6WBCC-RC
\$1,525

CASCADES TRASH RECEPTACLE

- 32 gallon capacity
- 2" x 4" recycled plastic planks in your choice of four colors
- Lid and liner are included
- Portable with mounting kit sold separately

Flat Top TR32CC-FLATTOP

\$2,049

Ash Bonnet TR32CC-FLATTOPAB

\$2,148

Rain Bonnet TR32CC-FLATTOPRB

\$2,183



B6CC-RC
\$1,580

BRYCE STEEL BENCH WITH BACK

- Features 1/4" x 5" powder coated steel planking
- Features 3/4" powder coated steel plate legs reinforced with 1/4" thick support bars
- Combined portable/surface mount frame with tabs

LENGTH PRODUCT NO.

4' B4WBBY-ST

\$2,071

6' B6WBBY-ST

\$2,605

8' B8WBBY-ST

\$2,915

ARMRESTS LENGTH PRODUCT NO.

No Armrests 4', 6', 8' B#BY-ST

\$1,251-\$1,497

Side Armrests 4', 6', 8' B#BY-ST-ARM

\$1,497-\$2,218



B6WBBY-ST
\$2,605



TR32CC-FLATTOPRB
\$2,183



B6BY-ST
\$1,373

RECYCLED UPTOWN COLLECTION

ARCHES RECYCLED BENCH WITH OR WITHOUT BACK

- 6' length
- Powder coated 3" square tubing legs
- Recycled planking in your choice of four colors
- Replace # in product number with SM (surface) or S (in-ground mount)

With Back	B6WBAR#-RC	\$883
Without Back	B6AR#-RC	\$952

ARCHES RECYCLED CANTILEVER BENCH

- Cantilever design
- 4' features single cantilever and 6' and 8' features-cantilever design
- Features powder coated 4" steel tubing frame and steel slats
- Add SM (surface) or S (in-ground mount) after "AR" in product number
- Replace # in product number with 4, 6, or 8

B#AR-RC-CANT \$1,641-\$2,343

ARCHES RECYCLED CANTILEVER TABLE

- Cantilever design
- 6' table with 4' bench seats
- Features 4" steel tubing powder coated frame
- Recycled planking in your choice of four colors
- Features metal accent tubes
- Replace # in product number with SM (surface) or S (in-ground mount)

T6AR#-RC-CANT \$4,351

ARCHES RECYCLED TRASH RECEPTACLE

- 32 gallon capacity
- 2" x 4" recycled plastic planks in your choice of four colors with metal accent tubes
- Lid and liner are included
- Portable with mounting kit sold separately

Flat Top	TR32AR-FLATTOP	\$1,541
Ash Bonnet	TR32AR-FLATTOPAB	\$1,669
Rain Bonnet	TR32AR-FLATTOPRB	\$1,625

ARCHES RECYCLED PEDESTAL TABLE

- 6' table with 6' bench seats
- Heavy-duty 2" powder coated frames
- 2" x 4" recycled planking in your choice of four colors
- Replace # in product number with SM (surface) or S (in-ground mount)

T6ARPED#-RC \$2,821



B6ARSM-RC
\$952



ARCHES RECYCLED
BENCH WITH BACK
B6ARS-RC
\$1,883

Arches Recycled Cantilever
Bench with back



B6WBARSM-RC
\$1,883



B4ARSM-RC-CANT
Arches Recycled
Cantilever Table
\$1,641



T6ARSM-RC-CANT
\$4,351



T6ARPEDSM-RC
\$2,821



ARCHES RECYCLED TRASH
RECEPTACLE
TR32AR-FLATTOPAB
\$1,625
AND TR32AR-FLATTOP
\$1,541

STEEL UPTOWN COLLECTION

ARCHES STEEL BENCH WITH OR WITHOUT BACK

- 6' length
 - Powder coated 3" square tubing legs and steel slats
 - Replace # in product number with SM (surface) or S (in-ground mount)
- | | | |
|--------------|------------|---------|
| With Back | B6WBAR#-ST | \$2,156 |
| Without Back | B6AR#-ST | \$1,156 |



B6WBAR#-ST
\$2,156

ARCHES STEEL CANTILEVER TABLE

- Cantilever design
 - 4' features single cantilever and 6' and 8' features cantilever design
 - Features powder coated 4" steel tubing frame and steel slats
 - Add SM (surface) or S (in-ground mount) after "AR" in product number
 - Replace # in product number with 4, 6, or 8
- | | |
|---------------|---------|
| T6AR#-ST-CANT | \$4,351 |
|---------------|---------|



B6ARSM-ST
\$1,674

ARCHES STEEL CANTILEVER BENCH

- Cantilever design
 - 4' features single cantilever and 6' and 8' features t-cantilever design
 - Features 4" steel tubing powder coated frame
 - Features recycled planking and metal accent tubes
 - Add SM (surface) or S (in-ground mount) after "AR" in product number
 - Replace # in product number with 4, 6, or 8
- | | |
|----------------|---------|
| B6ARSM-ST-CANT | \$1,674 |
|----------------|---------|



B6ARSM-ST-CANT
\$1,674

ARCHES STEEL PEDESTAL TABLE

- 6' table with 6' bench seats
 - Features powder coated 4" steel tubing frame and steel slats
 - Replace # in product number with SM (surface) or S (in-ground mount)
- | | |
|-------------|---------|
| T6ARPED#-ST | \$2,821 |
|-------------|---------|



T6ARPEDSM-ST
\$2,821



T6ARS-ST-CANT
\$3,966

OUTDOOR CLASSROOMS

OUTDOOR CLASSROOM SAFETY SHIELD

Help facilitate health and wellness with our lexan Outdoor Classroom Safety Shield. Perfect for outdoor dining or classroom settings, it creates a 4-way tabletop barrier with 1/2-inch thick clear Lexan. This shield is designed to fit any of 6-foot tables, sold separately. The entire kit includes two interlocking pieces of Lexan and all necessary hardware.

AMN10014XX

\$1,288



Post Mounted
Sanitizer Bottle
Holder with
Receptacle
SANT01
\$657



CLASSROOM SALE PACKAGE 1 INCLUDES:


- 30' x 20' Hip Shade
- 6' Basic UltraLeisure Rectangular Portable Tables
- Sanitation Station
- 32 Gallon UltraLeisure Standard Trash Receptacle with Dome Lid and Liner

\$15,916

BENCH ENVIRONMENT CLASSROOM SALE PACKAGE 2 INCLUDES:

- 30' x 20' Hip Shade
- 6' Basic UltraLeisure Standard Bench without Back,
- Sanitation Station
- 32 Gallon UltraLeisure Standard Trash Receptacle with Dome Lid and Liner

\$12,756



DRIVE THRU SCREENING TENT

Includes Frame, Top, Sides (2 walls with roll-up doors) * 13' x 26' * Graphics on all four sides* Graphics on the top banner * 12 - 60# weights * 2 LED Light Packages* (Each package includes four lights)*Available in white or black WTDT1326 CALL

EARLY CHILDHOOD COLLECTION



PORTABLE CHILDREN'S TABLE

- 14" seat height
- Available in standard rectangular, square, octagon, or round portable tables
- Add "-ELEM" to end of qualifying product number
- Powder coated frame
- Textured polyethylene table top and seats
- T#-ELEM

\$1,240-\$1,379

PORTABLE CHILDREN'S BENCH

- 14" seat height
- Available for Standard With and Without Back Benches
- Add "-ELEM" to end of qualifying product number
- Powder coated frame
- Textured polyethylene seat and seat back
- B#-ELEM

\$571-\$1,178



CHILDREN'S PORTABLE TABLE

- 6' table with 2 6' seats, rounded corners
- 3/4" #9 expanded metal,
- 2" legs, portable
- Seats 14" high

T6RC-ELEM

\$1,240





Custom amenities for your own organization.

CUSTOMIZED AMENITIES

DOES YOUR COMMUNITY HAVE A MEMORIAL BENCH PROGRAM?

Consider bench and table sponsorships for communities clubs and teams. It is wonderful way to build community engagement and pride.



BUDDY BENCH

THE ANTI - BULLY BENCH



BUDDY BENCH

Our buddy benches are an industry favorite — and for a good reason! Buddy benches are an ideal solution to combat loneliness and help foster friendships at both schools and parks.

BUDDY \$1,221 SMILES \$1,133

CHOOSE YOUR DESIGN

Pair one of the below Buddy Bench designs with most benches in our Essentials Bench Collection. Opt for adding a colored backing plate for a pop of color for a small upcharge.

BUDDY BENCH
Standard

BUDDY BENCH
Smiles

BUDDY BENCH
Helping Hands

BUDDY BENCH
Kind Kids

BUDDY BENCH
Friendships Bloom
On Our Buddy Bench
Buddy Bloom



TRASH RECEPTACLES



TR32 SHOWN WITH DOME
32 AND LINER 32 - sold
separately.
32 Gallon Trash Receptacle,
3/4" #9 Expanded Metal
TR32 \$475
TR55 \$511



TR32 SHOWN WITH DOME32
AND LINER 32 - sold separately.
32 Gallon Trash Receptacle,
3/4" #9 Expanded Metal
TR32 \$475
DOME \$193
LINER \$84



HORIZONTAL STRAP TRASH
32-gallon option and is only available
in our textured polyethylene coating.
Surface and inground mounting
options are available
TR32HORZ \$845



TAPERED TRASH RECEPTACLE
• 32 gallon Expanded metal design with
tapered bottom
• Lid and liner sold separately
• Surface and in-ground mount options sold
separately
• Textured polyethylene coated
TR32TAPER \$520



VERTICAL STRAP TRASH
RECEPTACLE
• 32 gallon
• Vertical ribbed steel design
• Lid included
• Liner sold separately
• Surface and in-ground mount
options sold separately
• Textured polyethylene coated
TR32SLAT \$1,530



METRO HINGED DOOR
• Vertical steel strapped
• 36 gallon. Flattop and
liner included.
• Surface and inground
mounts available.
TR32METRO \$1,434-\$1,639



TR32CROWN
(FLATTOP 32 INCLUDED)
• 32 Gallon Trash Receptacle,
Tapered with Flared top
• Ribbed Steel
• Flattop included.
TR32-CROWN \$997-\$1,139



STANDARD ASH URN
Our 11"x24" Standard Ash Urn
features a steel tray and 3/4 #9
expanded metal.
ASHURN \$365-399



ZION
• 36 gallon capacity
• Powder coated finish
• Features 1 1/2" x 1/4" flat steel strips
• Lid and liner included
LID STYLE PRODUCT NO.
Flat Top TR36ZI-FLATTOP \$1,337
Ash Bonnet TR36ZI-FLATTOPAB \$1,525
Rain Bonnet TR36ZI-FLATTOPRB \$1,430



CASCADES
• 32 gallon capacity
• 2" x 4" recycled plastic planks in your
choice of four colors
• Lid and liner are included
• Portable with mounting kit sold
separately
LID STYLE PRODUCT NO.
Flat Top TR32CC-FLATTOP \$2,049
Ash Bonnet TR32CC-FLATTOPAB \$2,148
Rain Bonnet TR32CC-FLATTOPRB \$2,183



ARCHES
• 32 gallon capacity
• 2" x 4" recycled plastic planks in your
choice of four colors with
metal accent tubes
• Lid and liner are included
• Portable with mounting kit sold
separately
LID STYLE PRODUCT NO.
Flat Top TR32AR-FLATTOP \$1,541
Ash Bonnet TR32AR-FLATTOPAB \$1,669
Rain Bonnet TR32AR-FLATTOPRB \$1,626



BISCAYNE
• 32 gallon capacity
• Powder coated finish
• Optional second powder coated backing
color (shown)
• 1" square tubing
• Lid and liner are included
• Portable with mounting kit sold
separately
LID STYLE PRODUCT NO.
Flat Top TR32BC-FLATTOP \$1,541
Ash Bonnet TR32BC-FLATTOPAB \$1,669
Rain Bonnet TR32BC-FLATTOPRB \$1,626

TRASH RECEPTACLES

PLASTIC DOME TOP

- Fits 32 gallon receptacles
- Available in black, brown, blue, and gray
- Made from heavy-duty plastic
- Cable attachment sold separately
- Features self-closing door to trap odor and deflect rain, debris, and pests

DOME32-

\$193#

STEEL DOME TOP

- Fits 32 gallon receptacles
- Textured polyethylene finish
- Cable attachment sold separately
- Features galvanized, self-closing door to trap odor and deflect rain, debris, and pests

DOME32S

\$362

FLAT TOP

- Fits 32 and 55 gallon receptacles
- 8" and 14" top opening available
- Textured polyethylene finish

FLAT TOP

\$188

FLAT TOP WITH RAIN BONNET

\$236

FLATTOPRB32-HW

\$236

- Fits 32 gallon receptacles

- Textured polyethylene finish

- Features bonnet to deflect rain and debris

FLAT TOP WITH ASH BONNET

- Fits 32 gallon receptacles
- Textured polyethylene finish
- Features sand tray for ashes

GALLON OPENING

PRODUCT NO.

32 8" FLATTOP32 \$2,69

32 14" FLATTOP32-14 \$2,69

55 8" FLATTOP55 \$2,69

FLATTOPAB32-HW \$269

SURFACE MOUNTING KIT

- Order with hardware for complete mounting kit
- Powder coated

TR-SM-55 | 55 GALLON MODEL \$94

TR-SM-CT | CROWN/TAPER MODELS \$94

TR-SM | ALL OTHER MODELS \$94



GRAY



BLUE



BLACK



GRAY



MYSTIC
BLUE



BROWN



RED



BLACK



MARINER
BLUE



GREEN



BURGUNDY

PLASTIC LINER

- 55 gallon option available in gray
- 32 gallon option available in black
- Made from heavy-duty plastic

32 GALLON | LINER32

55 GALLON | LINER55

\$84

\$117



BLACK



GRAY

CABLE ATTACHMENT

- Order with trash receptacle top to keep top secured to trash receptacle
- 18" long
- Made from 3/32" diameter braided cable

CABLE \$14



IN-GROUND MOUNTING KIT

- Order with hardware for complete mounting kit
- Powder coated

TR-ING-55 | 55 GALLON MODEL \$94

TR-ING-CT | CROWN/TAPER MODELS \$94

TR-ING | ALL OTHER MODELS \$94



PLASTIC DOMED LID

24" ID PLASTIC DOMED LID DT4455 - FITS MOST 32/55 GALLON RECEPTACLES
Black, Blue, Brown, Gray, Green, Red, Yellow
DLMP3255

\$127



24" ID PLASTIC DOME LID FITS INSIDE 132LR/OVER 132LRVP WITH HOLE FOR RECYCLE (BLUE ONLY)
DLMP3255A

\$127




Have a Logo or Design? Let us know! Consider laser cutting logo's into your furnishings for that extra touch.



PLEASE REFER TO THESE COLOR OPTIONS FOR THE TABLES, BENCHES, AND RECEPTACLES FROM PAGES 60-73


Thermoplastic



Textured Polyethylene



Powder Coat



CONCRETE SITE FURNISHINGS

TRASH RECEPTACLES & PLANTERS

PRODUCT ADVANTAGES

- Full fiber or rebar caging for superior strength and durability in concrete containers
- Many include a polyethylene liner that simplifies trash removal and cleanup
- Choose from our palette of captivating colors or customize your own



Concrete Trash Receptacle
20"x20"x43" with
Push-Door Plastic
Top TF1015
\$520



With steel access door in
rear. 45 gal. liner included.
Size: 24" x 26" x 52"
Color Options: "E" or "W"
TF1029
\$1,110



Concrete Trash
Receptacle with Drive
Thru Plastic Top
TF1021
\$571



Concrete Trash
24" Dia x 44"
31 gal. liner included.
Color Options: "E"
or "W"
TF1100
\$621



Concrete Trash Receptacle
with Push-Door Plastic Top
TF1170
\$701



Optional built in snuffer.
Size: 20" sq. x 43" H
Color Options: "E" or "W"
* OPTIONAL SNUFFER
TF2094 \$51
* OPTIONAL LINER TF1610
TF1016 \$504



Concrete Gridded Wall
Trash Receptacle with
Aluminum Top WS101
\$1,685



Concrete Trash Receptacle
with Aluminum Ash-n-Trash
Top TF1086
\$680



Concrete Boca Raton
Trash Receptacle
with Aluminum top
WS1041
\$715



Concrete Prairie
Trash Receptacle
with Aluminum Lid
SL102
\$579



Concrete Trash Receptacle
with Aluminum Top
TF1045
\$1,479



PROW PLANTER
30" dia. x 24" H
WS124
\$1,088



Concrete Planter
with Seat
36" x 36" x 18"
WS118
\$1,146



Concrete Trash Receptacle
with Pitch-In Plastic Top
TF1025
\$548



Concrete Trash
Receptacle with
Aluminum Top
TF1082
\$755



Concrete Ribbed Trash
30" dia. x 42"
Color Option: "W"
SL100
\$1,271



ROUND PLANTER
Size: 48" x 36"
TF4124
\$954



Senora Concrete
Planter
TF4045
\$395



Spherical Concrete
Planter
WS111
\$1,079



Round Concrete
Planter
TF4007
\$1,0660



Colonial Square
Concrete Planter
TF4184
\$401



Concrete Planter
Size: 24" dia. x 17" H
Color Options: "E" or "W"
TF4075 \$474

CONCRETE


Create circles, squares or lines, these benches do it all!

WOODLINE

Perfect for creating small, freestanding elements or large, complex combinations, the Woodline benches will help you create a unique display in any setting. Arrange the elements to create circular, tree grate, square or standard benches that can be accessorized with seats or backrests. Choice of seat includes natural wood or recycled plastic lumber.



Y Concrete Bench
ZB.WL.03
\$1,797



Large Curved Concrete Bench With Seat ZB.WL.32
\$2,863




Large Bench with Double Seat & Double Seat with Backrest ZB.WL.13
\$3,818



L Concrete Bench ZB.WL.04
\$1,797



Concrete Seat ZB.WL.01
\$1,117



Large Bench With Double and Single Seats ZB.WL.09 \$2,407



GALET

The Galet collection contains six different types of benches in different shapes and dimensions. Perfect for fitting any open space, these skipping stone benches can be formed in any layout you can imagine.



USB charging port add-on USB TF9042 \$648

Classic concrete site furnishings now feature an option to add lighting, power outlets or USB charging ports to any piece. With vertical and horizontal options, these ports are available in four different colors. On site power and install to be supplied by certified electrician. Power up your projects with site furnishings that are bold, beautiful and built to last.

Modernism meets tranquility with this line of concrete benches.

Custom concrete streetscapes have the ability to transform urban settings from blasé to beautiful. Create designs that are more walkable, livable and inviting with custom precast concrete formations that frame, route and accent city streets.

ZB.GL.02 Concrete II Bench \$3,816



ZB.GL.01 Concrete I Bench \$3,147



ZB.GL.03 Concrete III Bench \$3,938



ZB.GL.05 Concrete V Bench \$5,075



CONCRETE SITE FURNISHINGS

BOLLARDS

PRODUCT ADVANTAGES

- Dependable solution for security and traffic flow
- Constructed of fiber or steel rebar encased in concrete provides superior strength
- Available in an array of sizes, colors, textures and finishes

MULTIPLE SPORTS AVAILABLE 24"-36" CALL FOR QUOTE



TF6204 \$1,411 | W24 BRICK RED WEATHERSTONE



CONCRETE
TF6026 \$423
Shown with
optional plaque



CONCRETE
TF6037 \$377




CONCRETE
TF6035 \$364



CONCRETE
TF6030 \$343



CONCRETE
TF6039 \$577



TF6084 | W21 BUFF WEATHERSTONE



CONCRETE
TF6012 \$920



CONCRETE
TF6066 \$395



CONCRETE
TF6000 \$371



PLASTIC
351054
\$155



CONCRETE
TF6313 \$495
Shown with optional
stained finish



CONCRETE
TF6314 \$582
Shown with optional
stained finish



TF1222 \$1,929 | E22 Sand Exposed with Green & Brown Plastic

RECYCLING

Offering affordable and durable products that are the best you'll find. Our recycling trash receptacles come with a variety of standard decal wording options to choose from, as well as different colors, shapes, sizes and lid options to fit your needs.

CONCRETE
TRIPLE
TF1222 \$1,929
3-44 gal.
plastic liners
included



CONCRETE DOUBLE
TF1007 \$1,576
2-44 gal. plastic liners INCLUDED



QTK- Dark Green Stain with Green
& Blue Plastic
TF1007 \$1,576



CONCRETE
TF1028 \$545
Add 22 gal.
plastic liner -
TF1610 \$61



CONCRETE
TF1012 \$507
Add 22 gal.
plastic liner -
TF1610 \$61



METAL
MF3057
35 gal. liner
included
\$607



METAL
MF3058
35 gal. liner
included
\$665



Divided top and 3 section,
3-14 gal. section liners
included.
29" dia. x 39"
Color Options: "W"
TF1223
\$796

CONCRETE SITE FURNISHINGS



TF4004 \$482, TF4003 \$555 & TF4002 \$642 | A26 Charcoal Acid Wash



TF4003 \$555 | A22 SAND ACID WASH

ECLIPSE

Mix and match this modern concrete style of site furnishings. These concrete pieces are available in multiple colors and finishes and can be combined to stylize your outdoor space. Whether you want just planters or to outfit your entire setting with all the essentials, Eclipse will help keep your audience feeling welcomed.



TRASH RECEPTACLES
TF1226 \$973
30" DIA. X 36"
31 gal. plastic liner

BOLLARD
TF6047 \$577
12" DIA. X 40"

PLANTER
TF4004 \$482
24" DIA. X 16"

PLANTER
TF4001 \$1,161
38" DIA. X 38"

PLANTER
TF4003 \$555
36" DIA. X 23"

PLANTER
TF4002 \$642
44" DIA. X 17 1/2"

BENCH
TF5010 \$1,146
72" X 18" X 20"



DF5330 & DF5335 | A30 Star Acid Wash with B22 Ipe Wood

DF5335 \$2,897 | A30 STAR ACID WASH WITH B22 IPE WOOD



CONCRETE BENCH
WITH WOOD SLATS
DF5330 \$4,184
99 1/2" X 40 1/2" X 18"

CONCRETE PLANTER
BENCH WITH WOOD
SLATS
DF5335 \$2,897
99 1/2" X 40 1/2" X 18"

CONCRETE & WOOD
SLANT BENCH
DF5360 \$6,617
79 1/2" X 18" X 18"

CONCRETE &
WOOD BENCH
DF5370 \$4,694
108" X 40" X 18"

COLLABORATION

Our first Collaboration Series features elegant and stylish designs from award-winning landscape architects at Damon Farber Associates. This collection features bold and distinctive pieces of concrete, metal and wood that seamlessly blend with one another for endless combinations and one-of-a-kind projects.



DF5310 Collaboration
Pod Bench with Metal
Canopy \$2,9974




3 PIECE CONCRETE NEST BENCH
DF5510 \$7,834
142" X 125 11/16" X 30 5/8"
Dimensions are for each of the 3 pieces



2 PIECE CONCRETE PLANTER BENCH
WITH WOOD SLATS
DF5515 \$4,811
97" X 48" X 22"
Sizing is for both pieces combined

COLORS AND FINISHES


CONCRETE SITE FURNISHINGS




EXPOSED




WEATHERSTONE



ACID WASHED



GROUND & POLISHED




Stone Color Options & Finishes

FOUNTAINS

Primarily found on pages 62-63



Powder Coats



Colorama,
Light Etched



Colorama,
Medium Etched



Quiet Creek,
Light Etched



Quiet Creek,
Medium Etched

SOLAR AND UMBRELLAS



**GARDEN UMBRELLA
VALENCE**
6 rib wind resistant
umbrella is made with
durable fiberglass ribs.
UVFL7TC \$191



8', 9', & 11' HEAVY DUTY UMBRELLA

This wind resistant heavy duty umbrella is a great option for your outdoor area. Fiberglass Ribs Flex with Wind. Marine Grade Fabric has long life.

ULP9MUW 9'	\$701
ULP7MU 7 1/2'	\$600
ULP11MPB	\$864



Market Style

Wind-Resistant Umbrella, 8 Rib Octagon Shape This wind resistant umbrella is a great option for patios and outside businesses and schools.

- 8 Fiberglass Ribs, 1/2" Diameter
 - Choose from 7 1/2", 9' or 11' Top Diameter
 - 1 1/2" 2 piece aluminum pole white or bronze finish .080 wall thickness
 - Crank, Push Up or Pulley and Pin. No Tilt
- Choose from 6 colors
Solid Top Only
UOM11MPB \$607

SQUARE UMBRELLA MOST ECONOMICAL

Standard Square Umbrella shades are 8' in height, include a Glide Elbow fabric release, and are in-ground mounted.

SIZE	PRODUCT #	
10' X 10'	SU101008IG	\$3,699
12' X 12'	SU121208IG	\$4,209
14' X 14'	SU141408IG	\$4,808
16' X 16'	SU161608IG	\$5,402

Solar Charging Pole

- 30" round table
 - Reflective lettering
 - 4 dual 3.0 rapid-charge USB ports
 - Dedicated mobility device access port
 - 1-year limited warranty
 - Care kit (extra fuse, touch-up paint, and security screw bit)
- SOLARCHARGEPOLE**
\$6,683



NEW! Solar Bench

- 6' Horizontal Slat
 - Casino Bench Base
 - 2 Dual 2.0 Rapid-Charge USB ports
 - 1-year limited warranty
 - Care kit (extra fuse, touch-up paint, and security screw bit)
- SOLARCHARGEBENCH**
\$5,297



Our fiberglass umbrella provides great shade and staying power.

Having device charging available keeps people longer.

SOLAR RING CHARGE STATION WITH POLE

We have designed this solar-powered fiberglass umbrella device charging station for use in areas where there is no easy power access. It will fit any table that uses a 1 1/2" umbrella pole. Our fiberglass umbrella provides great shade and having device charging available keeps people at your facility longer. The solar unit comes complete with:

- 4 standard USB ports
- 2- Apple & 2- Android standard
- 2.1 amp fast charge
- 100-watt solar panel
- 7 amp hour sealed lead acid battery back-up
- Black hub housing
- 1 1/2" O.D. Pole

(Tables sold separately.)

RING CHARGE STATION WITH POLE-SOLAR
WITH 4 CHARGING PLUGS & BATTERY BACK-UP
BLACK PC RING STD
KCSSSR \$2,866



SOLAR FIBERGLASS UMBRELLA

Our solar fiberglass umbrella provides great shade. Having device charging available keeps people longer.

We have designed this solar-powered fiberglass umbrella device charging station for use in areas where there is no easy power access. It will fit any table that uses a 1 1/2" umbrella pole. Our fiberglass umbrella provides great shade and having device charging available keeps people at your facility longer. The solar unit comes complete with:

- 4 standard USB ports
- 2- Apple & 2- Android standard
- 2.1 amp fast charge
- 100-watt solar panel
- 7 amp hour sealed lead acid battery back-up
- Black hub housing
- 1 1/2" O.D. Pole

(Tables sold separately.)

CHARGE STATION WITH POLE - FIBER UMBRELLA
WITH 4 CHARGING
PLUGS & BATTERY
KSSUF \$3,442



UMBRELLAS

SPRINKLER STANDS AND FLOW THRU

All of our sprinkler stands are manufactured with quality materials in house at Summit Supply! All powder coated/ schedule 40 steel pipe. Guaranteed to last for many years!

**PROUDLY
MADE IN
THE USA**



MODEL GS-120

1 1/4" sprinkler stand with a 1" sprinkler head 17 GPM at 40 PSI will give you a 120' diameter. 1 1/2" female camlock for feed line.

GS-120 WITH FULL CIRCLE SPRINKLER HEAD

\$250

GS-120 WITH PART CIRCLE SPRINKLER HEAD

\$250



FT-160: 160 FT. DIAMETER SPRINKLED CIRCLE AT 65 PSI WITH 37 GPM

MODEL FT-120

1 1/2" flow thru sprinkler stand with a 1" sprinkler head. 17 GPM at 40 PSI will give you a 120' diameter.

***must specify fittings**

FT-120 WITH FULL CIRCLE SPRINKLER HEAD

\$325

FT-120 WITH PART CIRCLE SPRINKLER HEAD

\$340

MODEL FT-160

1 1/2" flow thru sprinkler stand with a 1-1/4" sprinkler head. 37 GPM at 65 PSI will give you a 160' diameter.

***must specify fittings**

FT-160 WITH FULL CIRCLE SPRINKLER HEAD

\$490

FT-160 WITH PART CIRCLE SPRINKLER HEAD

\$540

SPRINKLER STANDS AND FLOW THRU

JVK-SFT SMALL FLOW THRU


1" flow thru sprinkler stand with a 3/4" sprinkler head. 7 GPM at 40 PSI will give you a 90' diameter. 1" female and 1" male camlock with cap included.

JVK-SFT WITH FULL CIRCLE SPRINKLER HEAD

\$130

JVK-SFT WITH PART CIRCLE SPRINKLER HEAD

\$165



JVK-LGRS LITTLE GIANT ROLLING SPRINKLER

R33 rotator sprinkler head
7 gpm at 40 PSI will give you a 90' diameter full circle spray - 3/4" garden hose thread feed line
***must use 3/4" garden hose- minimum.**

LGRS LITTLE GIANT

\$68



MODEL GS-90

1" feed line sprinkler stand with a 3/4" sprinkler head. 7 GPM at 40 PSI will give you a 90' diameter.

1" female camlock for feed line.

GS-90 WITH FULL CIRCLE SPRINKLER HEAD

\$90

GS-90 WITH PART CIRCLE SPRINKLER HEAD

\$131



THREE FT-120 FLOW THRU SPRINKLERS WORKING AT
ONCE OFF OF A 1 1/2" FEED LINE.

HOSE REELS



TOWABLE HOSE REEL TRAILER

MODEL JVK-THSC

Summit's self-contained hose reel trailer offers a fresh, clean design and sturdy construction that makes handling the water hose on golf courses and other ground maintenance applications easier, quicker and more convenient.

No need to have a dedicated maintenance vehicle for a water hose or reel. Simply park the trailer when not in use. Pin and clevis type hitch easily mounts to most maintenance (work) vehicles

MODEL JVK-THSC

\$1,625

HOSE STORAGE CAPACITY
UP TO 700' OF 1 1/2" FLAT HOSE

Portable hose storage for:

- ***Industrial maintenance***
- ***Construction***
- ***Agriculture***
- ***Grounds Maintenance***



HOSE STORAGE CART

MODEL JVK-HSC Hose Storage Cart

These hose storage carts are manufactured by Summit Supply using only the finest materials. With an eye bolt brake, hand crank and long lasting HDPE bushings, these units will provide years of problem free service.



MODEL JVK-HSC
HOSE SOLD SEPARATELY
\$575

Hose Storage Cart Capacity:

400' of 3/4" I.D. Round Hose

200' of 1" I.D. Round Hose

300' of 1 1/2" I.D. Flat Hose

AT-1200 PORTABLE HOSE STORAGE CART

With this portable reel you get to and from the job fast. Pickup and storage are quick and neat, keeping hose safely out of the way while minimizing wear and tear. Model AT1200-standard inlet has a 90 degree balance pressure swivel joint with 1" female NPT threads. Other sizes and threads, including



male GHT threads, can be furnished and must be specified. Add GH to model number when ordering garden hose thread, e.g. GHAT1200.

Standard finish is silver
*HOSE NOT INCLUDED

\$705

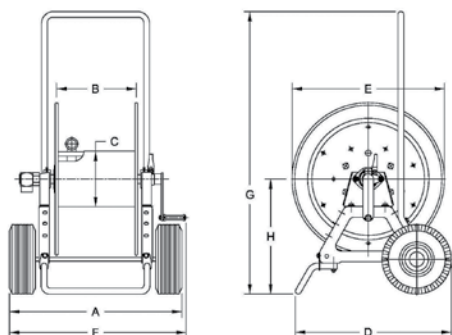


HOSE CAPACITY ON REEL

MODEL	REEL CAPACITY (ft / lbs)			REEL DIMENSIONS (inches)							
	Size	Length	Weight	A	B	C	D	E	F	G	H
AT1200	1/2 ID	350	86	24.88	11.5	8	23.31	22.75	27.25	40	17.25
AT1200	5/8 ID	250	86	24.88	11.5	8	23.31	22.75	27.25	40	17.25
AT1200	3/4 ID	150	86	24.88	11.5	8	23.31	22.75	27.25	40	17.25
AT1200	1 ID	100	86	24.88	11.5	8	23.31	22.75	27.25	40	17.25

These direct-crank rewind reels are equipped with pneumatic tires, and removable steel handlebar. A spring drag device is used to brake the reel.

**GROUPS MAINTENANCE / RESTAURANTS / HOTELS /
WASHDOWN OPERATIONS / CONSTRUCTION / GREENHOUSE USE**



*HOSE NOT INCLUDED



**YOU
CAN RUN
WATER
THROUGH
THE HOSE
WHILE ON
THE REEL**

83

M2-400

THE M2-400 IS THE ONLY CHOICE WHEN YOU NEED THE EASIEST, MOST EFFICIENT SOLUTION FOR SPRINKLING LARGE GRASSY AREAS. MANUFACTURED BY SUMMIT SUPPLY.

- With 400 feet of 1 1/2" hose, the M2-400 Hose Reel Sprinkler fits in very nicely where budgets are not large enough to include installed irrigation systems.
- Moves are 100 foot at a time for overlapping circles.
- Large 160 foot diameter sprinkled circle @ 65 PSI with 37 GPM.
- Light weight and easy to handle, it can be taken in and stored at night to prevent vandalism.
- Hose Reel Sprinklers can be operated from your existing water system, from a fire hydrant or from a pond or stream with a gasoline or electric pump. Water line size in your existing system should be 1 1/2" minimum.
- Standard adapters are available to attach to all types of water connections.

\$1,999

EASY TO USE

Baseball Fields • Football Fields • Golf Courses • Parks • Cemeteries • Horse Arenas • Soccer Fields • Softball Fields



- **EASILY LOADED PORTABLE AT ONLY 160 POUNDS**
- **ELIMINATE VANDALISM BY KEEPING IT INSIDE AT NIGHT.**

ACCESSORIES




MODEL A-1
1 1/2" THREAD VALVE QUICK COUPLER PACKAGE
screws into any 1 1/2" pipe thread. \$42



MODEL N-1
FIRE HOSE NOZZLE WITH QUICK COUPLER PACKAGE
FOR 1 1/2" HOSE. \$55



MODEL FHW
FIRE HYDRANT WRENCH
\$44



MODEL F-1
FIRE HYDRANT ADAPTER WITH 1 1/2" SHUT OFF VALVE
AND QUICK COUPLER PACKAGE FOR 1 1/2" HOSE.
Adapts from 2 1/2" F.H.T. to 1 1/2" quick connect
\$67



With up to 1000 feet of 2 1/2" hose storage, The Magnum-1000 Sprinkler fits in very nicely where budgets are not large enough to include installed irrigation systems.

Big Gun Sprinkler- 302' diameter @ 70 PSI with 177 G.P.M. puts the water down right where you want it.

Easy to use, 100' hose sections just snap it on and turn the water on.

The Magnum-1000 sprinkler can be operated from a fire hydrant. This nearly always has the desired pressure and G.P.M. to make the Magnum perform. If using your existing system, a 4" line is preferred.



Model #	Hose Length	
MAGNUM-1000	300'	\$4,400
MAGNUM-1000	400'	\$4,900
MAGNUM-1000	500'	\$5,400
MAGNUM-1000	600'	\$5,900
MAGNUM-1000	700'	\$6,600
MAGNUM-1000	800'	\$7,100
MAGNUM-1000	900'	\$7,800
MAGNUM-1000	1000'	\$8,300



THE MAGNUM-1000 WITH A #100 GUN & .85 NOZZLE AT 70 PSI COVERS A 302' DIAMETER. THIS GIVES AN EFFECTIVE APPLICATION RATE OF .27 INCHES PER HOUR OR ALMOST 1 INCH IN 3 HOURS.

Manufactured by Summit Supply.

MAGNUM-1000



MAGNUM-1000 STANDARD EQUIPMENT:

- 300 feet of hose with QC couplers
- 3 hose reels - more can be added
- Ball bearing mounted reel
- Series 100 full circle Big Gun
- Outriggers to prevent "walking"
- Tension brake to prevent free spooling
- 2" ball hitch & tongue jack.
- 5" x 16" pneumatic tires & roller bearings.

ACCESSORIES



MODEL F-2

Fire Hydrant adapter with shut off valve and quick coupler package for 2 1/2" hose. Adapts from 2 1/2" F.H.T. to 2 1/2" N.P.T.
\$162



MODEL A-2

2 1/2" THREAD VALVE QUICK COUPLER PACKAGE screws into any 2 1/2" pipe thread in your system.
\$119

AQUA MATE

Manufactured by Summit Supply.

- With up to 700 feet of 1 1/2" hose storage, the Aqua Mate fits in very nicely where budgets are not large enough to include installed irrigation systems
- Moves are 100 foot at a time for overlapping circles.
- Large 160 foot diameter sprinkler circles @ 65 PSI with 37 G.P.M.
- Easy to tow from field to field, and can be taken in and stored at night to prevent vandalism.
- Aqua Mate sprinklers can be operated from your existing water system, from a fire hydrant or from a pond or stream with a gasoline or electric pump. Water line size in your existing system should be 1 1/2" minimum.
- Standard adapters are available to attach to all types of water connections.



Model #		Price
Aqua-Mate 400	(with 400 ft. of hose)	\$3,320
Aqua-Mate 500	(with 500 ft. of hose)	\$3,590
Aqua-Mate 600	(with 600 ft. of hose)	\$3,860
Aqua-Mate 700	(with 700 ft. of hose)	\$4,130



ACCESSORIES



MODEL F-1
FIRE HYDRANT ADAPTER WITH 1 1/2" SHUT OFF VALVE
AND QUICK COUPLER PACKAGE FOR 1 1/2" HOSE.
Adapts from 2 1/2" F.H.T. to 1 1/2" quick connect
\$67

AQUA MATE

**SOLVE ALL OF YOUR SPRINKLING
PROBLEMS WITH SUMMIT SUPPLY'S
WATER SOLUTIONS**



EASY
TO TOW
FROM
FIELD TO
FIELD.



AQUA MATE
WITH (3)FT-120 FLOW-THRU SPRINKLERS SOLD SEPARATELY



MODEL FHW
FIRE HYDRANT WRENCH
\$44



MODEL A-1
1 1/2" THREAD VALVE
QUICK COUPLER PACKAGE
screws into any 1 1/2" pipe thread.
\$42



MODEL N-1
FIRE HOSE NOZZLE
WITH QUICK COUPLER PACKAGE
FOR 1 1/2" HOSE.
\$55

SPRINKLER HEADS



3/4" full circle
sprinkler
7 GPM @ 40 PSI
90' diameter
\$22



3/4" part circle
sprinkler
7 GPM @ 40 PSI
90' diameter
\$68



1" full circle
sprinkler
17 GPM @ 40 PSI
120' diameter
\$92



1" part circle
sprinkler
17 GPM @ 40 PSI
120' diameter
\$114



1-1/4" full circle
sprinkler
37 GPM @ 65 PSI
160' diameter
\$229



1-1/4" part circle
sprinkler
37 GPM @ 65 PSI
160' diameter
\$274



**WE PRIDE OURSELVES
ON OUR COMMITMENT
TO FINDING THE MOST
COST EFFECTIVE
WATER SOLUTION FOR
OUR CUSTOMERS.
SUMMIT SUPPLY IS THE
ONLY STOP FOR YOUR
WATERING NEEDS.**

PARTS

TYPE C	
Female Coupler X Hose	
Shank	
3/4"	15
1"	\$14
1 1/4"	\$17
1 1/2"	\$19
2"	\$21
2 1/2"	\$24
3"	\$34
4"	\$50



TYPE E	
Male Adapter X Hose	
Shank	
3/4"	\$8
1"	\$8
1 1/4"	\$12
1 1/2"	\$10
2"	\$13
2 1/2"	\$20
3"	\$22
4"	\$46



TYPE F	
Male Adapter X Male	
N.P.T.	
3/4"	\$9
1"	\$8
1 1/4"	\$12
1 1/2"	\$11
2"	\$14
2 1/2"	\$24
3"	\$26
4"	\$47



TYPE A	
Male Adapter X Female	
N.P.T.	
3/4"	\$7
1"	\$6
1 1/4"	\$10
1 1/2"	\$8
2"	\$11
2 1/2"	\$18
3"	\$19
4"	\$44



TYPE D	
Female Coupler X	
Female N.P.T.	
3/4"	\$14
1"	\$16
1 1/4"	\$17
1 1/2"	\$19
2"	\$21
2 1/2"	\$30
3"	\$34
4"	\$59



TYPE DC	
Dust Cap	
3/4"	\$16
1"	\$14
1 1/4"	\$16
1 1/2"	\$17
2"	\$20
2 1/2"	\$23
3"	\$25
4"	\$37



TYPE DP	
Dust Plug	
3/4"	\$9
1"	\$9
1 1/4"	\$10
1 1/2"	\$10
2"	\$11
2 1/2"	\$15
3"	\$16
4"	\$24



Type B	
Steel Plated Hose	
Mender	
1"	\$4
1 1/4"	\$5
1 1/2"	\$5
2"	\$7



Type L	
Steel Plated King	
Nipple	
3/4"	\$2
1"	\$5
1 1/4"	\$6
1 1/2"	\$7
2"	\$8
2 1/2"	\$14
3"	\$22
4"	\$31



1" Female Hose Swivel



1" Male Hose Swivel

Hose Swivels
 Part # HS-075 3/4" FPT x 3/4" MHT outlet
 Part # HS-100 1" FPT x 3/4" MHT outlet
 Part # HS-101 1" FPT x 1" MHT outlet
 Part # HS-151 1-1/2" FPT x 1" MHT outlet

SOLD AS A PAIR

\$28

PLEASE CALL FOR PRICING

We offer many more parts... just ask!

89

HOSE AND ACCESSORIES



MODEL A-1
1 1/2" THREAD VALVE QUICK COUPLER PACKAGE
screws into any 1 1/2" pipe thread.
\$42



MODEL N-1
FIRE HOSE NOZZLE WITH QUICK COUPLER PACKAGE
FOR 1 1/2" HOSE.
\$55



MODEL F-1
FIRE HYDRANT ADAPTER WITH 1 1/2" SHUT OFF VALVE
AND QUICK COUPLER PACKAGE FOR 1 1/2" HOSE.
Adapts from 2 1/2" F.H.T. to 1 1/2" quick connect
\$67




MODEL FHW
FIRE HYDRANT WRENCH
\$44



MODEL 102
1" MALE N.P.T. X 1" FEMALE G.H.T. SWIVEL
\$33



MODEL SN-66
6" BRASS SWEEPER NOZZLE
Available in 3/4" x 6 / 1" x 8
\$22




MODEL 107 1" REPLACEMENT HOSE
with swivel ends or quick couplers
50' Length \$195
100' Length \$342



MODEL 109 1 1/2" HOSE
100 foot lengths only
\$325



MODEL 104 MAGNUM 2 1/2" HOSE
100 foot lengths only
\$517



TURBO SHIFT
DUAL VARIABLE FLOW: DELIVERS LIGHT FOG AND LOW VOLUME JET STREAM PATTERNS BEFORE SHIFTING TO HIGH VOLUME JET STREAM AND FAN PATTERNS. AVAILABLE WITH 3/4" OR 1" INLET.

High Volume Model:	Opens with 12-17 GPM, Turbo Shifts to 20-43 GPM.	\$100
NG550-DFH-10	Magnum UltraMax Turbo Shift Nozzle 1" FHT	\$100
NG550-DFH-75	Magnum UltraMax Turbo Shift Nozzle 3/4" FHT	\$100
Low Volume Model:	Opens with 7-12 GPM, Turbo Shifts to 14-17 GPM.	\$100
NG550-DFL-10	Magnum UltraMax Turbo Shift Nozzle 1" FHT	\$100
NG550-DFL-75	Magnum UltraMax Turbo Shift Nozzle 3/4" FHT	\$100



Your water
solution
specialist.



- Only 2 sets are needed to water a complete football field.
- Only needs 45 psi and 19 GPM per set
- Each pod will give 80' diameter
- Low sprinkler height means less wind draft and effective water distribution pattern.
- Mimics natural rainfall allowing for efficient soil absorption and less runoff
- Small droplet size means less soil compaction



IRRIPOD



IRRIPOD 5 IRRIGATION KIT

Includes

- 300' of 1.5" Irripod tube,
- 5 pods,
- 5 saddles,
- 5 sprinklers with 3 sets of nozzles each, and all fittings required.

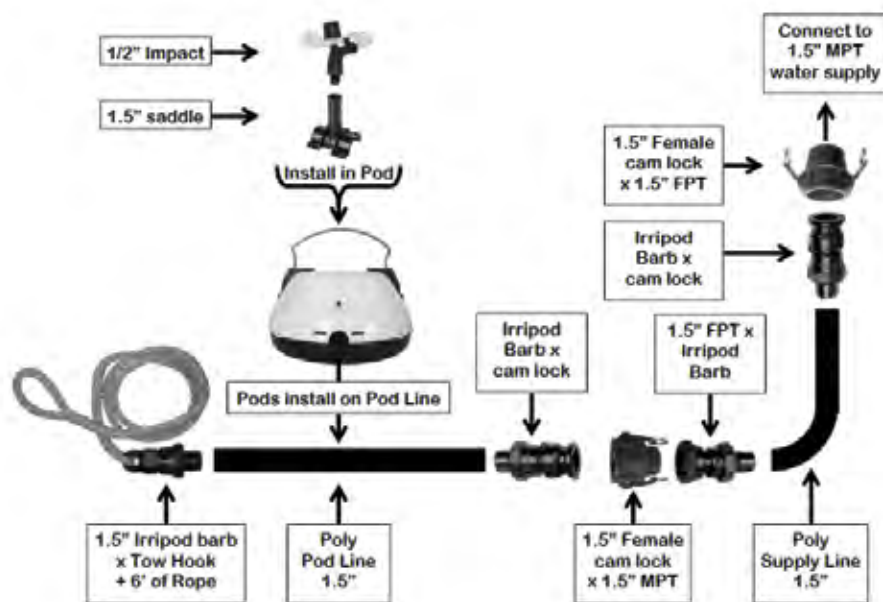
All that is needed is a 1.5" MPT water supply connection.

IRRIPOD RANCH PACK
WITH ALL THE FITTINGS LISTED

\$1,775



Another brilliant feature is the towing capabilities. Attach Irripod's Tow Rope to any hitch and drag along coordinated routes.



Repair/replacement
parts are available
upon request



Corporation
5092 County Road 302
Durango, Colorado 81303
970.247.8858

PRSRT STD
US POSTAGE
PAID
WASECA, MN.
PERMIT # 280

Catalog Number

